

Weekly Epidemiological Bulletin

Integrated Disease Surveillance and response system

Islamabad week 17-2024 (22 Apr -28 Apr, 2024)

Highlight

Table 1: District most frequently suspected cases reported during Epidemiological week-17

Disease	AD	ILI	B. Diarrhea	Mumps	Chick enpox	Typho id	Malaria	Tub ercu losis	ALRI < 5 years
CHC Shah Allah Ditta	23	0							
CHC Kirpa	12	120							
CHC Rawat	33	160							
RHC Bhara kahu	44	373						2	
RHC Tarlai	55	135		2					3
RHC Sihala	15	3	2				2		1
BHU Gagri	5	24							
BHU Bhukkhar	27	32							
BHU Bhimber Trar	5	16							
BHU Jagiot	14	3							
BHU Jhang Syedan	5	13			2				
BHU Chirrah	20	59							
BHU Tumair	10	6							
BHU Pind Begwal	21	41			1				
BHU Phulgran	14	28	2						
BHU Shahdara	4	18							
BHU Sohan	30	30							
Humak Dispensary	14	49							
BHU Golra Sharif	13	15							
BHU Gokina	7	10							
CHC G-13	5	6							2

01 Measles Case Reported from BHU Sohan

Table 2: Showing week 15-2024 to 17-2024 IDSR –SITUATION REPORT

S No.		Week 15	Week 16	Week 17
1	Number of sites Reported	21	21	21
2	Influenza like Illness	217	1126	1141
3	AD (non-Cholera)	141	308	376
4	Bloody Diarrhea	0	3	4
5	Chickenpox/Varicella	0	0	3
6	Malaria	0	0	2
7	ALRI < 5 years	3	0	6
8	Mumps	0	0	2
9	Typhoid	0	0	0
10	Dengue	0	0	0

Week wise case report of AD & ILI, ICT

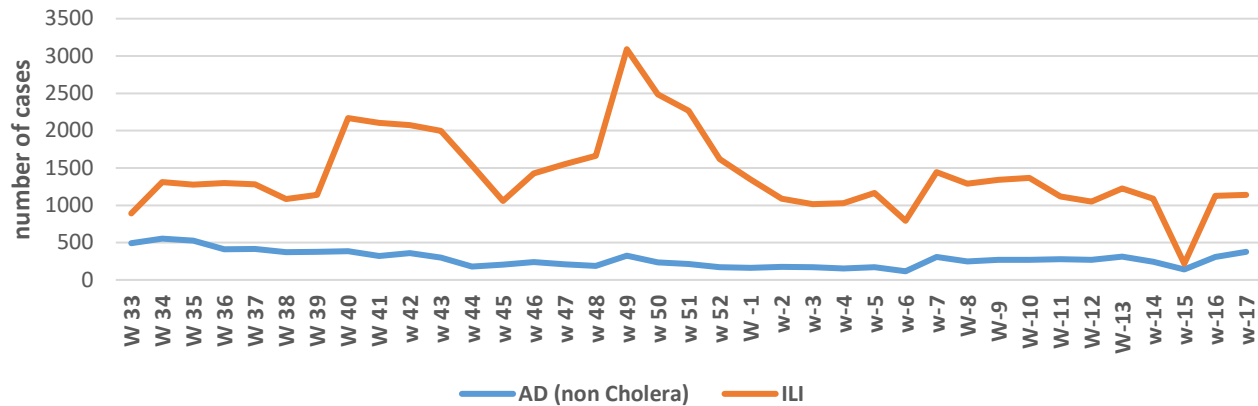


Figure 1: In week 17-2024, disease trends of ILI and acute diarrhea (non-cholera).

Disease Status for Suspected Cases of Epid-Week 17-2024

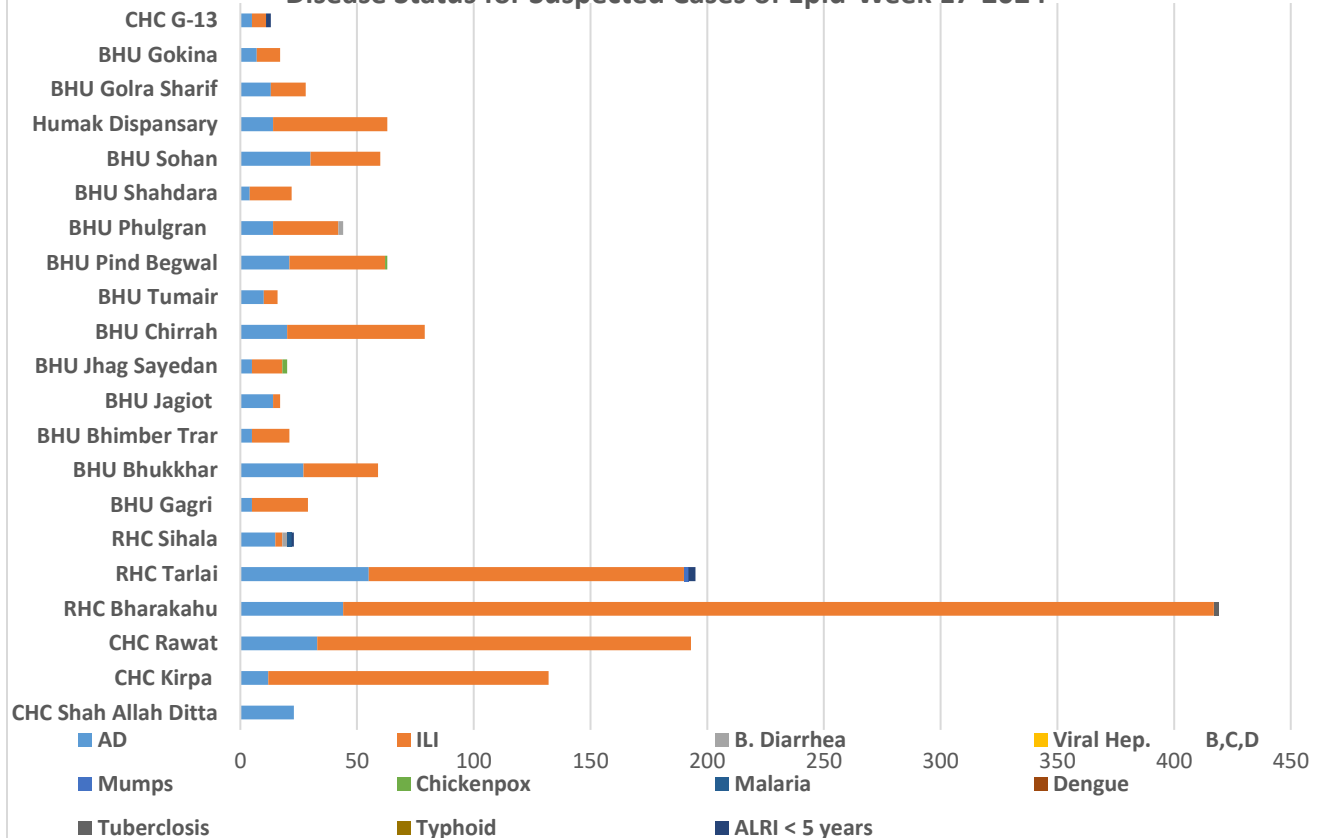


Figure 2: In week 17-2024, ILI has the upper trend with 1141 case followed by acute diarrhea (non-cholera) 376 cases.

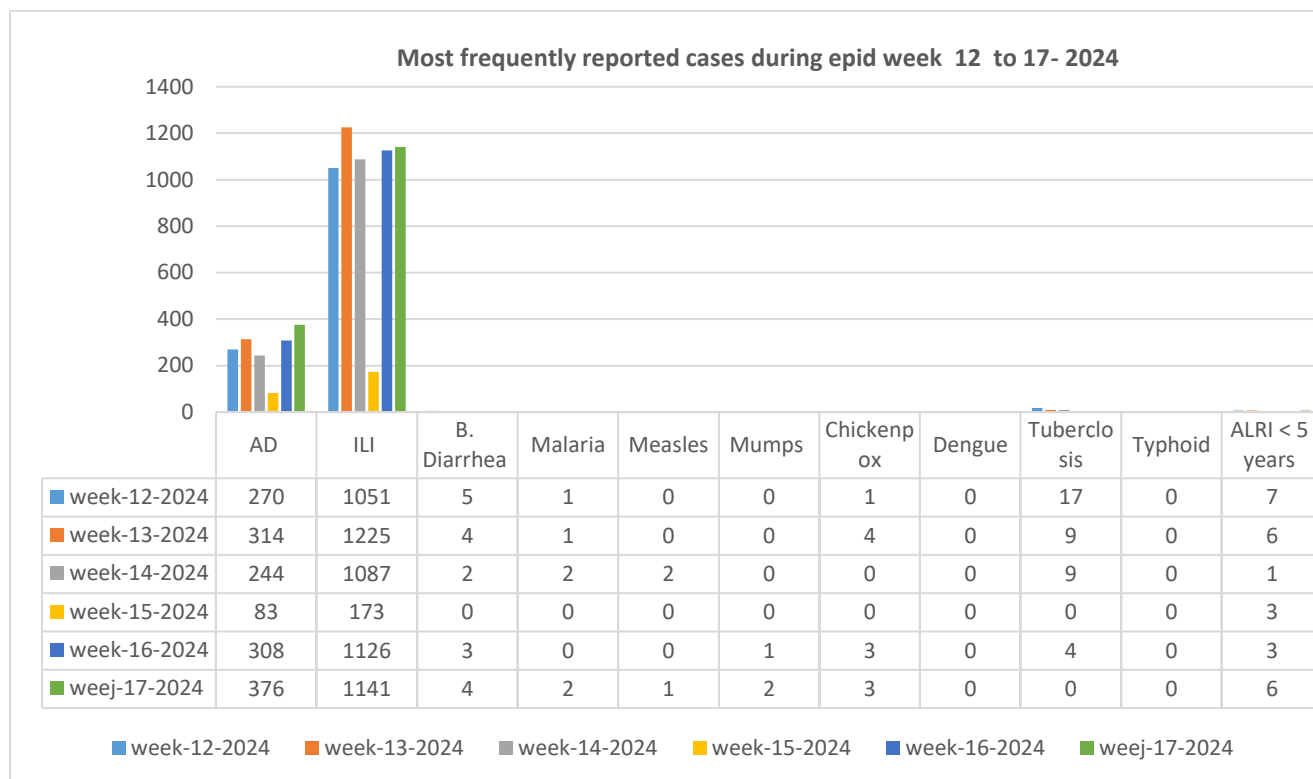


Figure 3: There is decrease in number of AD (non-Cholera) & in ILI cases week 17-2024.

COVID highlight

Sampling Reports 22 st to 28 th . Apr. 2024			
Total Positive	Total Negative	Total Pending	Total Sample Taken
0	13	0	13

Table 3: Showing 0 % positivity rate during epidemiological week 17-2024.

COVID-19 Vaccination Data					
First Dose	Second Dose	First Booster	Second Booster	Third & 4 th Booster	Total
12	09	31	8	15	75

Table 4: Showing a total of doses given during epidemiological week 17-2024

Expanded Program on Immunization activities of Health Department ICT

EPI in Pakistan is coordinated at Federal Directorate of Immunization under the Ministry of National Health Services and Regulation Coordination (NHSR&C). The EPI program shall be including vaccines for prevention of vaccine preventable diseases among the adolescents and older age groups as the evidence of vaccines' effectiveness is acquired and advised by the NITAG. The immunization schedule shall thus be periodically updated as and when required depending upon the local disease burden and requirements. The health department with an objective to improve the health of all works on prevention of the diseases EPI is one of the major components. The EPI at district level is managed and supported by staff at district level and the EPI services are provided at Union council level through Fixed Centers, Outreach Vaccination sites and mobile if applicable.

Total EPI Coverage Antigen wise coverage in ICT rural during week 11-2024

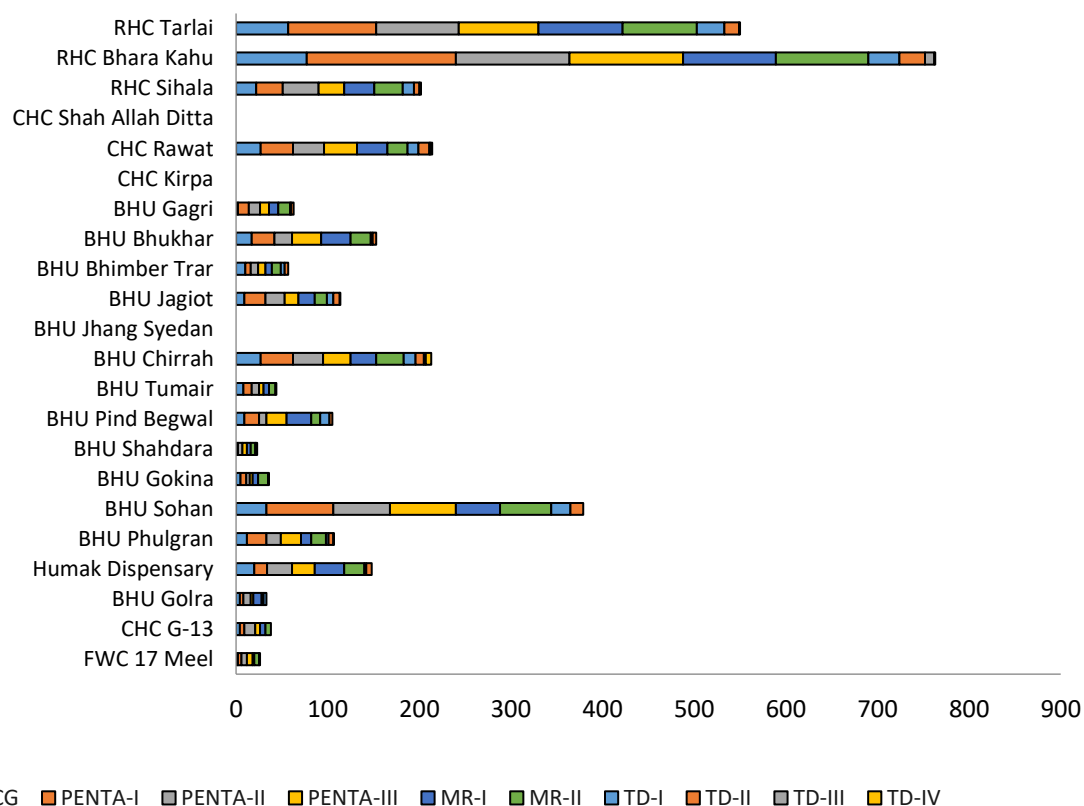


Figure 4: In week 17-2024, total coverage vaccine wise. BCG 345, Penta I 578, Penta II 536, Penta III 538, MR I 505, MR II 563, TD-I 105, TD-II 119, TD-III 18 and TD-IV-V 7.

Total EPI Coverage in ICT rural during week 17-2024

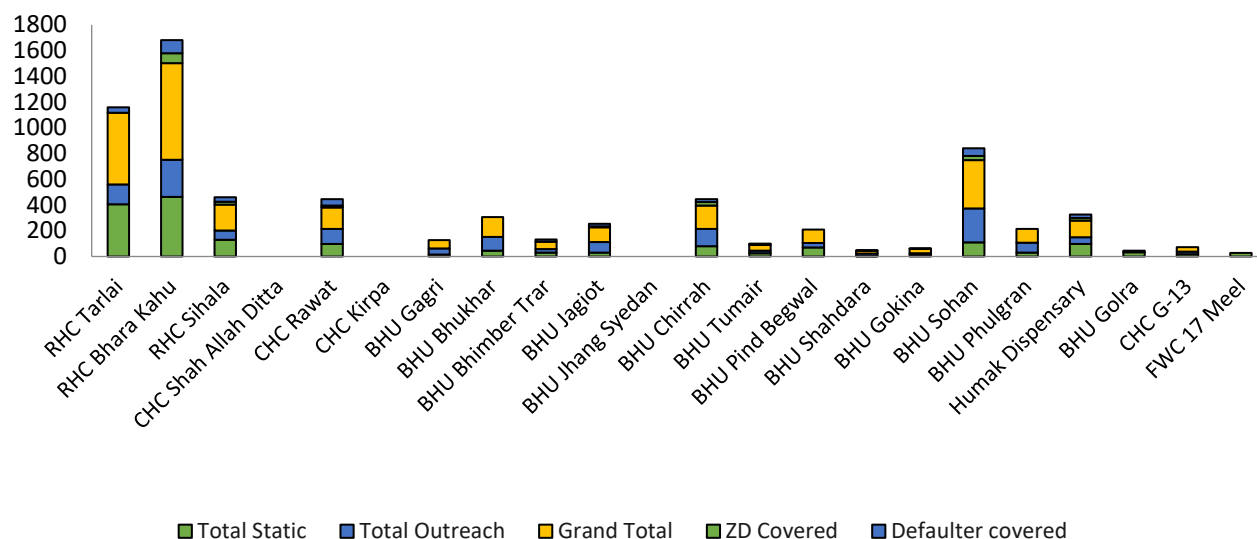


Figure 5: In week 17-2024, Total static coverage was 1719, Outreach total was 1531, Zero dose covered were 209, and defaulter covered were 350.

Total EPI coverage of Private sector hospitals antigen wise- Week 17-2024

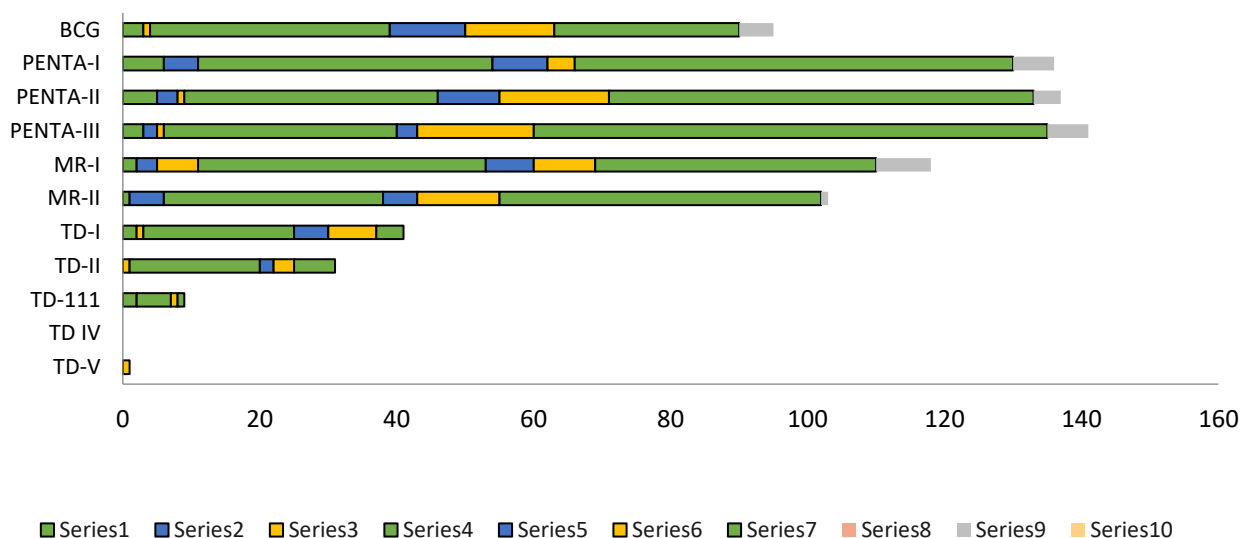


Figure 6: There is vaccine coverage of Public private partnership with private hospitals. In week 17-2024 a total of 766 doses of different antigen were given by hospitals in private sector.

Mobile Service Unit Activities of Health Department ICT

The health department with an objective to improve the health of all, free medical camps are routine activity to provide preventive and curative health services to far rural areas in Islamabad. Two medical camps were held in rural area this week at Bhimber Tarar & Madina Town Tarlai .

MSU Camp at Chirrah on 25-04-2024

1. 114 patients were examined and given treatment.
2. 76 clients were accessed for FP services.
3. 06 Lab tests performed
4. 40 children received routine immunization vaccinations.



MSU Camp at Farash Town -Ali Pur

1. 144 patients were examined and given treatment.
2. 68 clients were accessed for FP services.
3. 8 Lab tests performed
4. 18 children received routine immunization vaccinations.





Ministry of National Health Services,
Regulation and Coordination,
Government of Pakistan



Ministry of National Health Services Regulation and Coordination
.....



MHSU Camp at UC PindBegwal

Mobile Health Screening Unit Day 1

With the provision of District Health Officer Islamabad first Mobile Health Screening Unit has been conducted at UC Pindbegwal, Islamabad capital territory on 25th April, 2024. The details of the successful first mobile health screening unit are as follows:

General OPD:

Total Number of General OPD was **40**, with the distribution of 35 female and 05 male. The majority of the patient were suffering from Stomach-ache and had a history of gastritis. A significant no of the patients had the history of Hepatitis and people wanted to get a re-diagnose of the disease.

Diagnostics:

A total of Diagnostic tests are tabulated:

Sr No	Test Name	No. of Test Conducted
01	HCV	07
02	Hep-B	03
Total		10

Family Planning:

Total No. of FP Clients : **40**

Sr No.	Method	No. of Patients
1.	Depo Injections	12
2.	Jaddle	1
3.	IUCD	1
4.	Condoms	432

EPI Vaccination:

Sr No.	Antigen	No. of Children
1.	Measles II	1
2.	TD I	1
Total Zero Dose/ Defaulters Covered		0
Total		2



Ministry of National Health Services,
Regulation and Coordination,
Government of Pakistan



Ministry of National Health Services Regulations and Coordination



Few Snapshots of MHSU:

