

Weekly Epidemiological Bulletin

Integrated Disease Surveillance and response system

Islamabad week 22-2024 (27 May -02 June, 2024)

Highlight

Table 1: District most frequently suspected cases reported during Epidemiological week-22

Disease	AD	ILI	B. Diarrhea	Mumps	Chick enpox	Typho id	Malaria	Tub ercu losis	ALRI < 5 years
CHC Shah Allah Ditta	16	1							
CHC Kirpa	16	35							
CHC Rawat	28	52							
RHC Bhara kahu	47	223							
RHC Tarlai	62	70	2					5	
RHC Sihala	17	64	3						
BHU Gagri	6	27							
BHU Bhukhar	15	28							
BHU Bhimber Trar	1	13							
BHU Jagiot	15	2							
BHU Jhang Syedan	13	20							
BHU Chirrah	23	49							
BHU Tumair	9	2							
BHU Pind Begwal	27	25	2		1				
BHU Phulgran	13	15	1						
BHU Shahdara	5	12							
BHU Sohan	33	20							
Humak Dispensary	10	15	1						
BHU Golra Sharif	23	14							
BHU Gokina	21	15							
CHC G-13	5	6					1		2

03 cases of Viral hep in RHC SIHALA

Table 2: Showing week 19-2024 to 21-2024 IDSR –SITUATION REPORT

S No.		Week 20	Week 21	Week 22
1	Number of sites Reported	21	21	21
2	Influenza like Illness	482	490	405
3	AD (non-Cholera)	1015	861	708
4	Bloody Diarrhea	7	69	03
5	Chickenpox/Varicella	1	0	01
6	Malaria	6	3	01
7	ALRI < 5 years	2	0	02
8	Mumps	0	0	0
9	Typhoid	0	0	0
10	Dengue	2	1	1

Week wise case report of AD & ILI, ICT

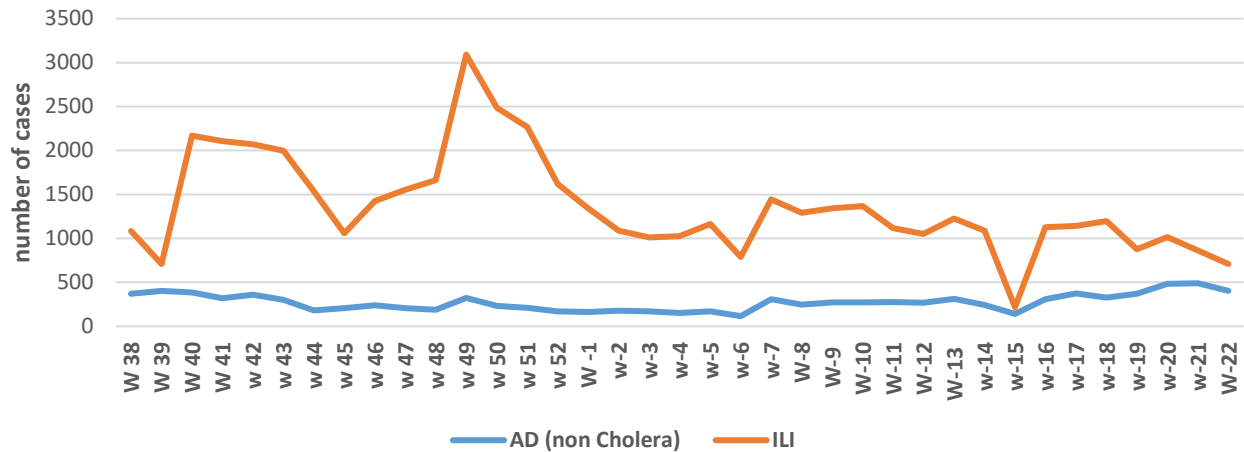


Figure 1: In week 22-2024, disease trends of ILI and acute diarrhea (non-cholera).

Disease Status for Suspected Cases of Epid-Week 22-2024

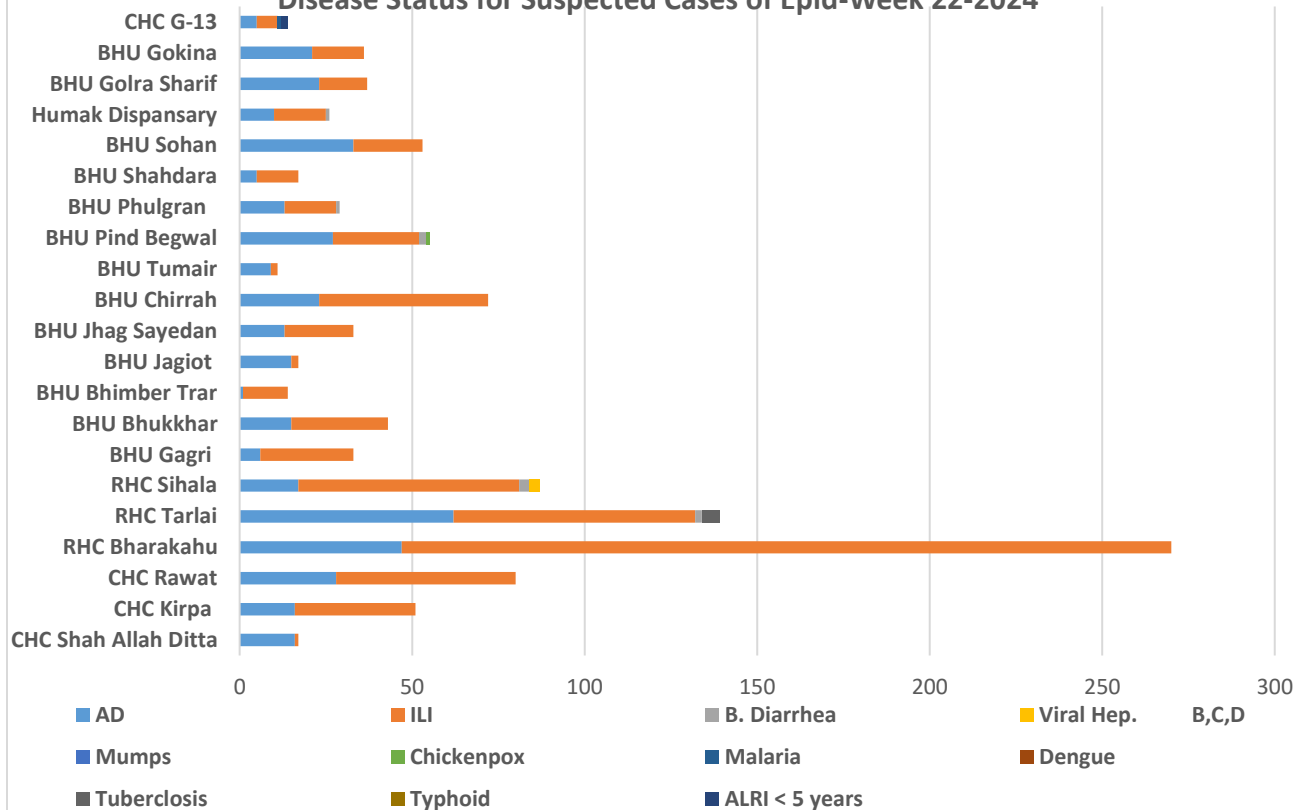


Figure 2: In week 22-2024, ILI has the upper trend with 708 cases followed by acute diarrhea (non-cholera) 405 cases.

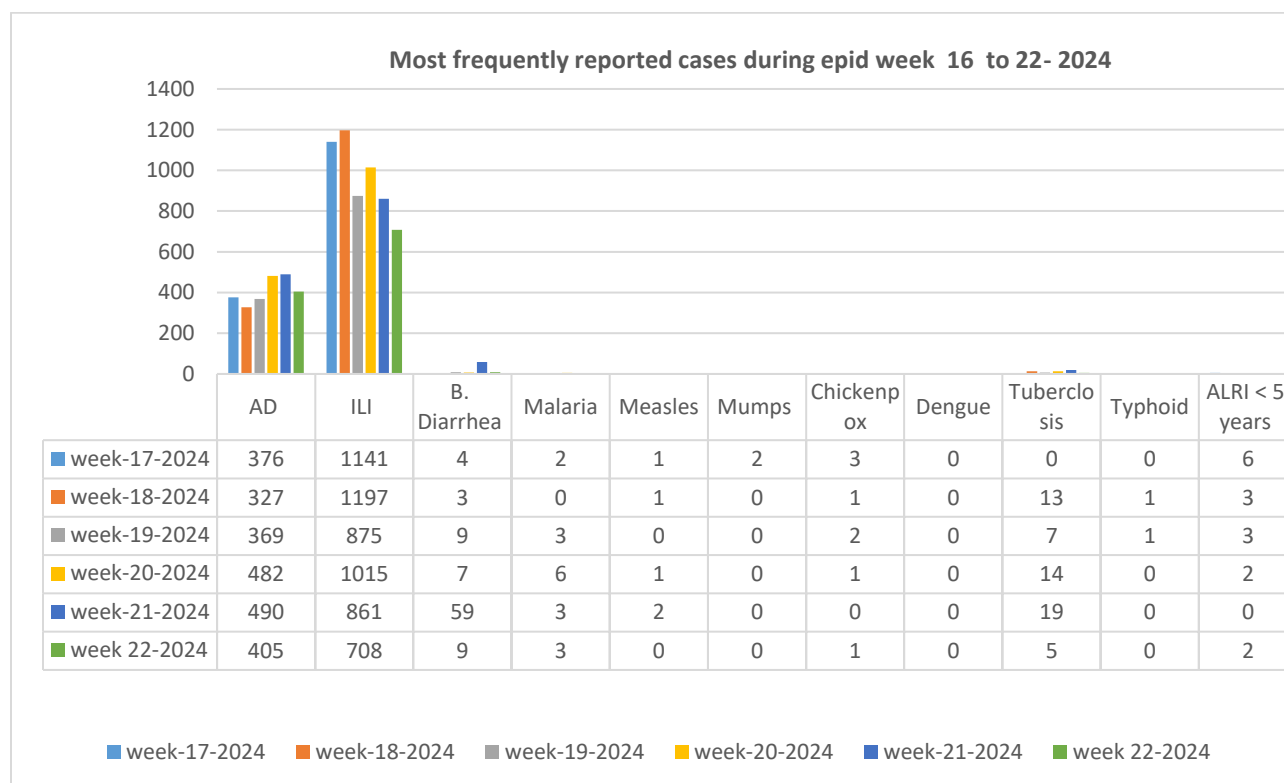


Figure 3: There is decrease in number of AD (non-Cholera) & in ILI cases week 22-2024.

COVID highlight

Sampling Reports 20 th to 26 th . May. 2024			
Total Positive	Total Negative	Total Pending	Total Sample Taken
0	16	0	16

Table 3: Showing 0 % positivity rate during epidemiological week 22-2024.

COVID-19 Vaccination Data					
First Dose	Second Dose	First Booster	Second Booster	Third & 4 th Booster	Total
20	26	13	24	11	94

Table 4: Showing a total of doses given during epidemiological week 22-2024

Expanded Program on Immunization activities of Health Department ICT

EPI in Pakistan is coordinated at Federal Directorate of Immunization under the Ministry of National Health Services and Regulation Coordination (NHSR&C). The EPI program shall be including vaccines for prevention of vaccine preventable diseases among the adolescents and older age groups as the evidence of vaccines' effectiveness is acquired and advised by the NITAG. The immunization schedule shall thus be periodically updated as and when required depending upon the local disease burden and requirements. The health department with an objective to improve the health of all works on prevention of the diseases EPI is one of the major components. The EPI at district level is managed and supported by staff at district level and the EPI services are provided at Union council level through Fixed Centers, Outreach Vaccination sites and mobile if applicable.

Total EPI Coverage Antigen wise coverage in ICT rural during week
22-2024

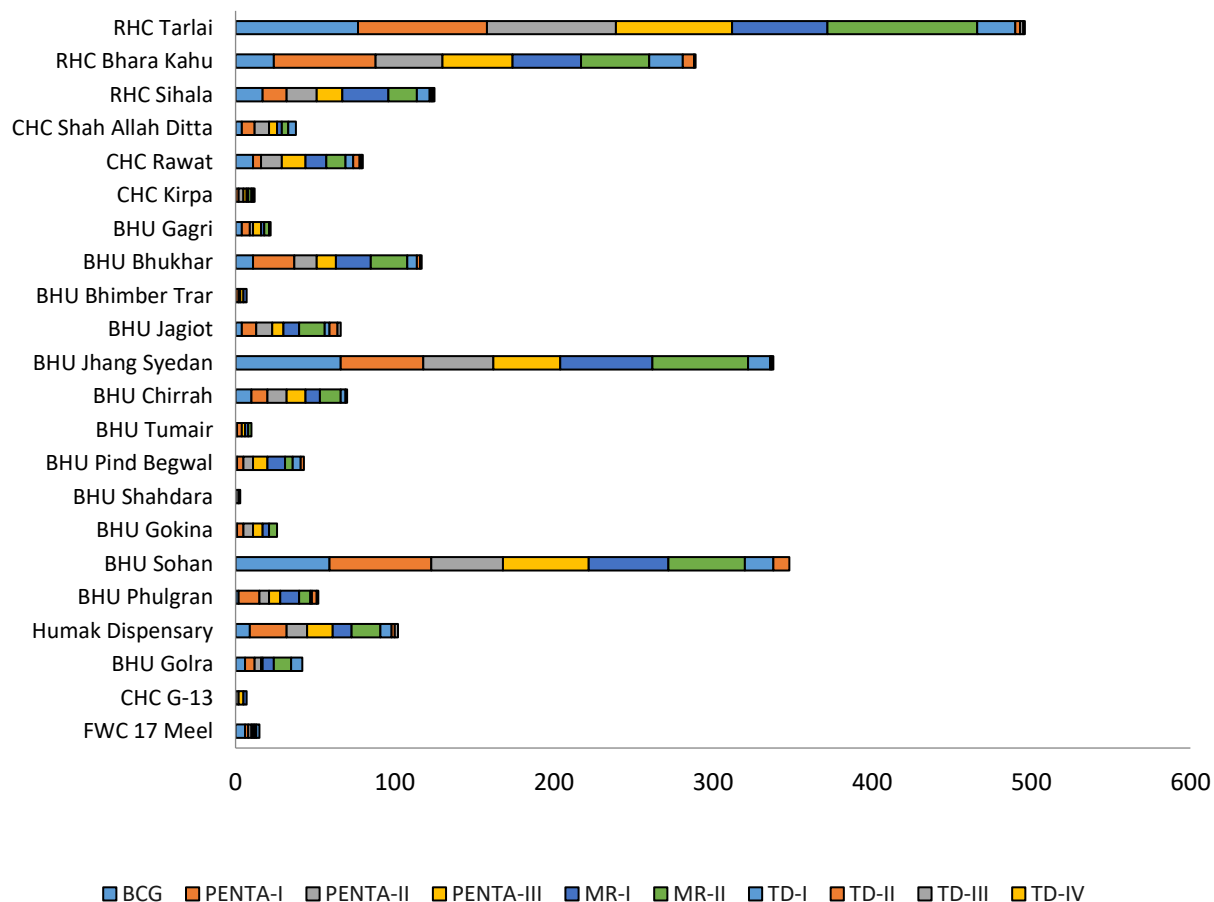


Figure 4: In week 22-2024, total coverage vaccine wise. BCG 460, Penta I 423, Penta II 313, Penta III 390, MR I 458, MR II 505, TD-I 55, TD-II 76, TD-III 14 and TD-IV-V 4.

Total EPI Coverage in ICT rural during week 22-2024

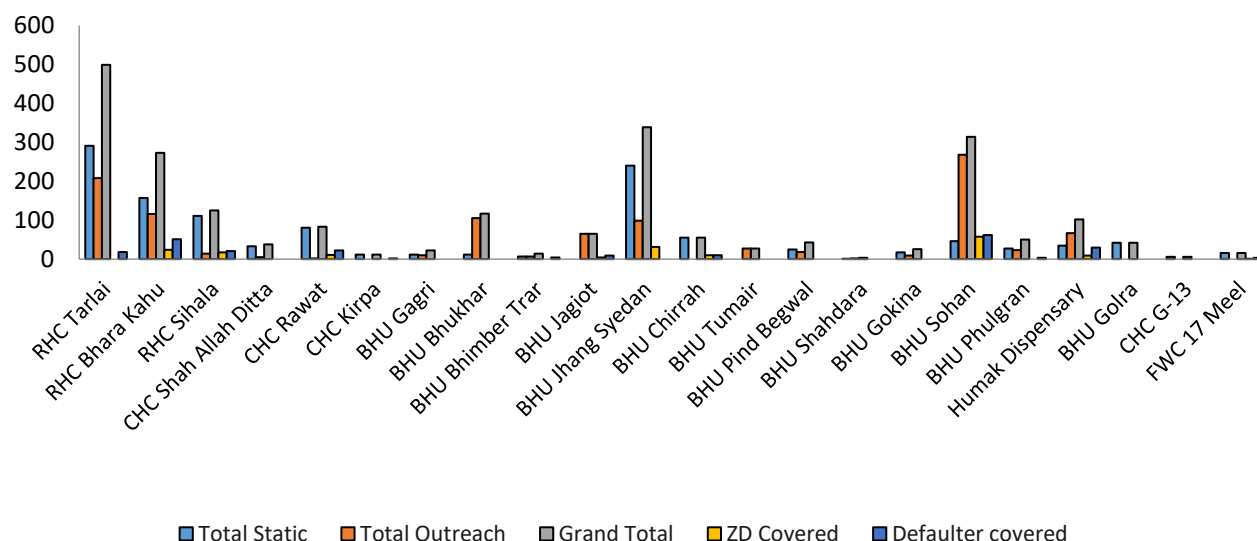


Figure 5: In week 22-2024, Total static coverage was 1037, Outreach total was 1367, Zero dose covered were 248, and defaulter covered were 162.

Total EPI coverage of Private sector hospitals antigen wise- Week 22-2024

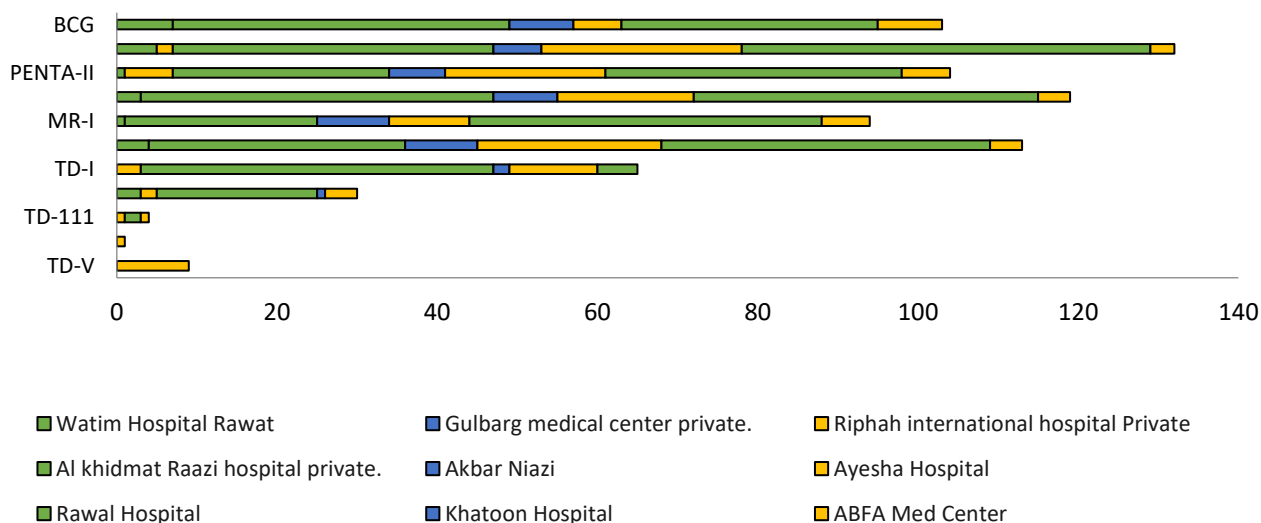


Figure 6: There is vaccine coverage of Public private partnership with private hospitals. In week 22-2024 a total of 556 doses of different antigen were given by hospitals in private sector.



Ministry of National Health Services,
Regulation and Coordination,
Government of Pakistan



Ministry of National Health Services Regulations and Coordination



Snapshots From Facilities and Community

1. Chicken Pox Case Reported from BHU Pind Begwal






Ministry of National Health Services,
Regulation and Coordination,
Government of Pakistan



Ministry of National Health Services Regulations and Coordination



Snapshots from Surveillance and EPI






Ministry of National Health Services,
Regulation and Coordination,
Government of Pakistan



Ministry of National Health Services Regulations and Coordination





Ministry of National Health Services,
Regulation and Coordination,
Government of Pakistan



Ministry of National Health Services Regulations and Coordination

