

Weekly Epidemiological Bulletin

Integrated Disease Surveillance and response system

Islamabad week 23-2024 (03 June -09 June, 2024)

Highlight

Table 1: District most frequently suspected cases reported during Epidemiological week-23

Disease	AD	ILI	B. Diarrhea	Mumps	Chick enpox	Typhoid	Malaria	Tuberculosis	ALRI < 5 years
CHC Shah Allah Ditta	18	2							
CHC Kirpa	16	35							
CHC Rawat	33	78							
RHC Bhara kahu	52	228			2		1	1	
RHC Tarlai	40	50	1					5	
RHC Sihala	14	57	2				1		
BHU Gagri	11	25							
BHU Bhukhar	23	48							
BHU Bhimber Trar	7	20							
BHU Jagiot	14	0							
BHU Jhang Syedan	27	36	1						
BHU Chirrah	25	65							
BHU Tumair	23	15							
BHU Pind Begwal	19	32	1						
BHU Phulgran	24	30				1			
BHU Shahdara	6	16							
BHU Sohan	34	20							
Humak Dispensary	9	15							
BHU Golra Sharif	25	19							
BHU Gokina	21	35							
CHC G-13	1	3							

01 cases of Viral hep in RHC SIHALA

Table 2: Showing week 19-2024 to 21-2024 IDSR –SITUATION REPORT

S No.		Week 21	Week 22	Week 23
1	Number of sites Reported	21	21	21
2	Influenza like Illness	861	708	829
3	AD (non-Cholera)	490	405	442
4	Bloody Diarrhea	69	03	05
5	Chickenpox/Varicella	0	01	02
6	Malaria	03	01	02
7	ALRI < 5 years	0	02	0
8	Mumps	0	0	0
9	Typhoid	0	0	1
10	Dengue	1	1	1

Week wise case report of AD & ILI, ICT

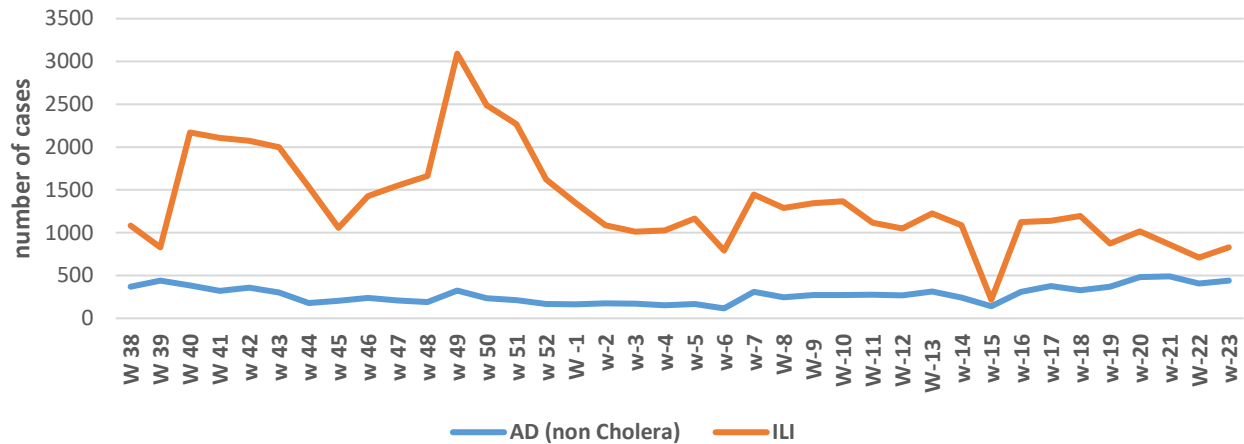


Figure 1: In week 23-2024, disease trends of ILI and acute diarrhea (non-cholera).

Disease Status for Suspected Cases of Epid-Week 23-2024

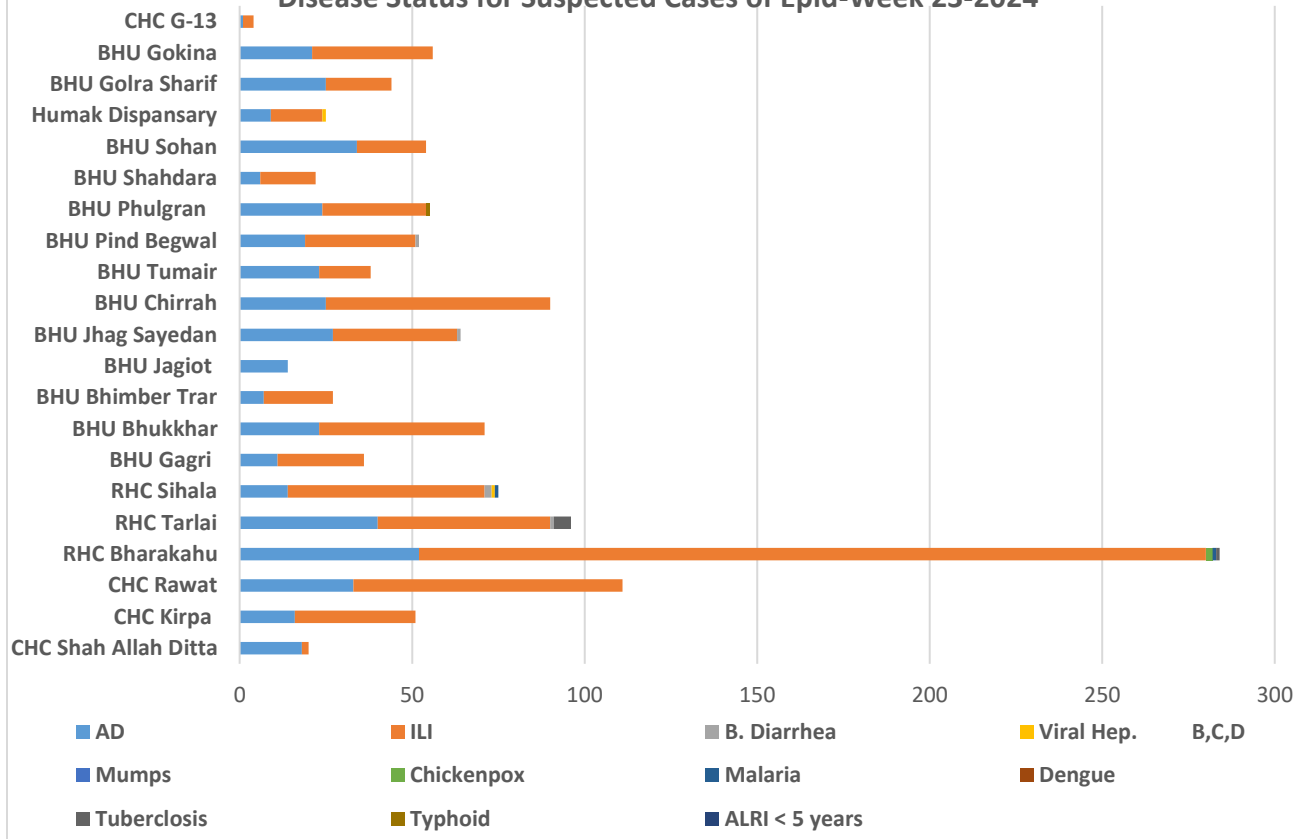


Figure 2: In week 23-2024, ILI has the upper trend with 829 cases followed by acute diarrhea (non-cholera) 442 cases.




Ministry of National Health Services,
Regulation and Coordination,
Government of Pakistan



Ministry of National Health Services Regulations and Coordination



Most frequently reported cases during epid week 17 to 23- 2024



	AD	ILI	B. Diarrhea	Malaria	Measles	Mumps	Chickenpox	Dengue	Tuberculosis	Typhoid	ALRI < 5 years
week-17-2024	376	1141	4	2	1	2	3	0	0	0	6
week-18-2024	327	1197	3	0	1	0	1	0	13	1	3
week-19-2024	369	875	9	3	0	0	2	0	7	1	3
week-20-2024	482	1015	7	6	1	0	1	0	14	0	2
week-21-2024	490	861	59	3	2	0	0	0	19	0	0
week-22-2024	405	708	9	3	0	0	1	0	5	0	2
week-23-2024	442	829	5	2	1	0	2	0	6	1	0

week-17-2024 week-18-2024 week-19-2024 week-20-2024 week-21-2024 week-22-2024 week-23-2024

Figure 3: There is decrease in number of AD (non-Cholera) & in ILI cases week 23-2024.

COVID highlight

Sampling Reports 20th to 26th. May. 2024

Total Positive	Total Negative	Total Pending	Total Sample Taken
0	14	0	14

Table 3: Showing 0 % positivity rate during epidemiological week 23-2024.

COVID-19 Vaccination Data

First Dose	Second Dose	First Booster	Second Booster	Third & 4 th Booster	Total

Table 4: Showing a total of doses given during epidemiological week 23-2024

Expanded Program on Immunization activities of Health Department ICT

EPI in Pakistan is coordinated at Federal Directorate of Immunization under the Ministry of National Health Services and Regulation Coordination (NHSR&C). The EPI program shall be including vaccines for prevention of vaccine preventable diseases among the adolescents and older age groups as the evidence of vaccines' effectiveness is acquired and advised by the NITAG. The immunization schedule shall thus be periodically updated as and when required depending upon the local disease burden and requirements. The health department with an objective to improve the health of all works on prevention of the diseases EPI is one of the major components. The EPI at district level is managed and supported by staff at district level and the EPI services are provided at Union council level through Fixed Centers, Outreach Vaccination sites and mobile if applicable.

Total EPI Coverage Antigen wise coverage in ICT rural during week
23-2024

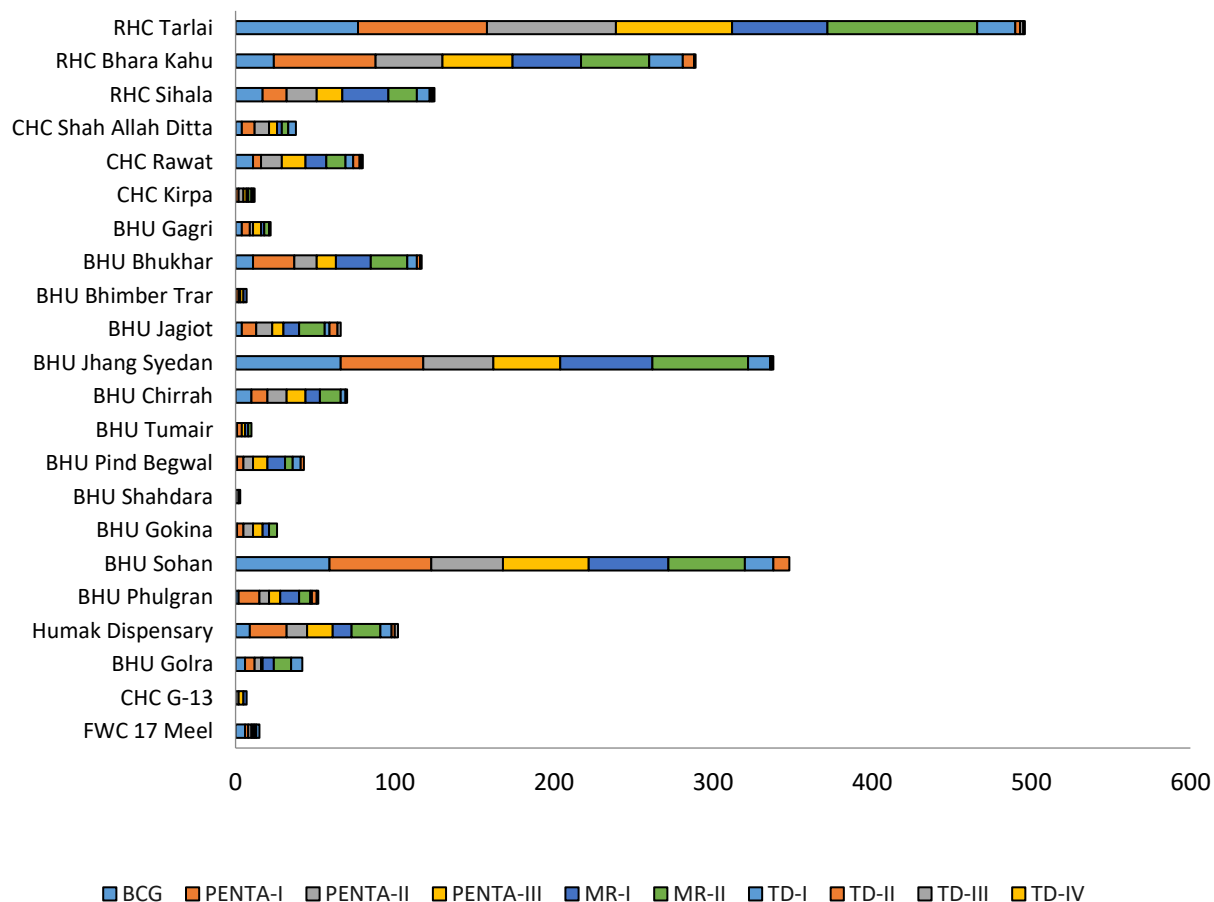


Figure 4: In week 22-2024, total coverage vaccine wise. BCG 460, Penta I 423, Penta II 313, Penta III 390, MR I 458, MR II 505, TD-I 55, TD-II 76, TD-III 14 and TD-IV-V 4.



Ministry of National Health Services,
Regulation and Coordination,
Government of Pakistan



Ministry of National Health Services Regulations and Coordination
.....



Total EPI Coverage in ICT rural during week 23-2024

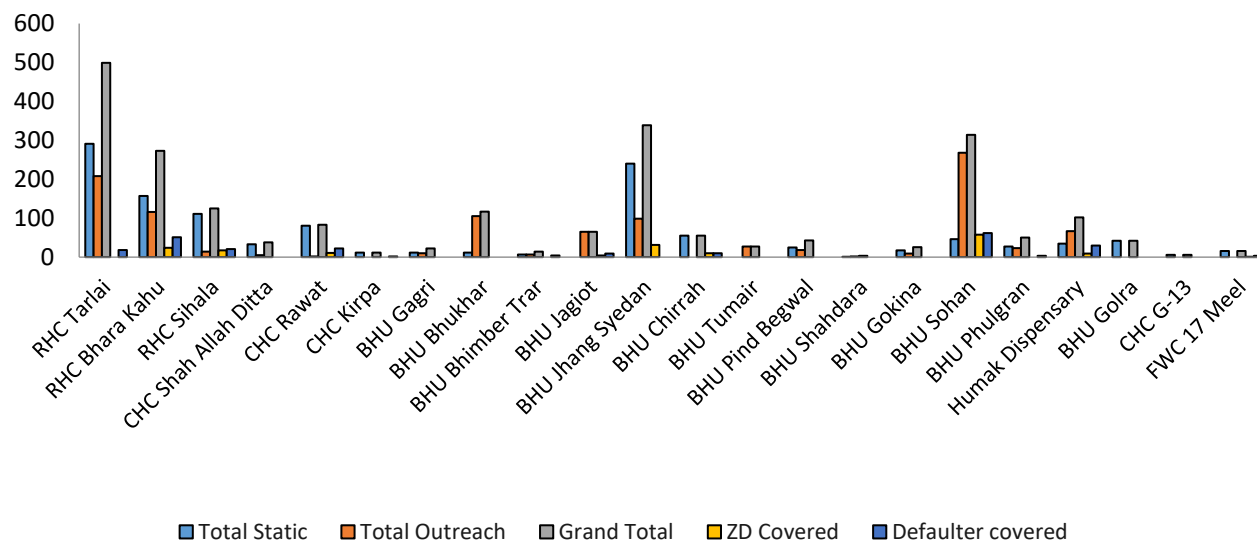


Figure 5: In week 23-2024, Total static coverage was 1037, Outreach total was 1367, Zero dose covered were 248, and defaulter covered were 162.

Total EPI coverage of Private sector hospitals antigen wise- Week 23-2024

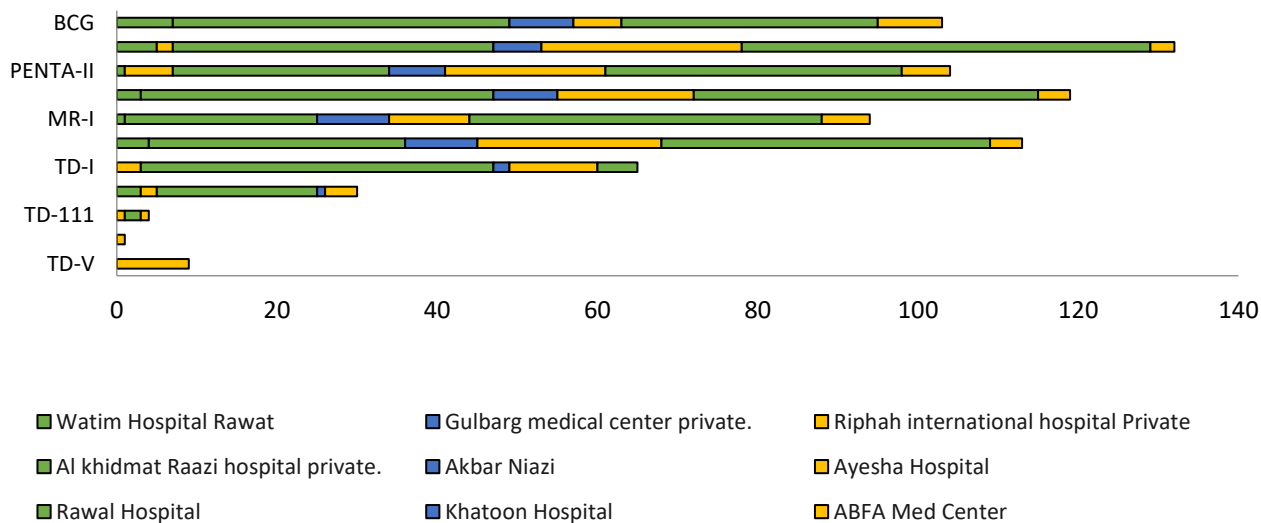


Figure 6: There is vaccine coverage of Public private partnership with private hospitals. In week 23-2024 a total of 556 doses of different antigen were given by hospitals in private sector.

Mobile Services Unit Activities of Health Department ICT

The health department with an objective to improve the health of all, free medical camps are routine activity to provide preventive and curative health services to far rural areas in Islamabad. Two medical camps were held in rural area this week at UC Koral & UC Chirrah.

MSU Camp at UC Chirrah

1. 96 patients were examined and given treatment.
2. 28 clients were accessed for FP services.
3. 05 Lab tests performed
4. 05 children received routine immunization vaccinations.





Ministry of National Health Services,
Regulation and Coordination,
Government of Pakistan



Ministry of National Health Services Regulations and Coordination



MSU Camp at UC koral

1. 92 patients were examined and given treatment.
2. 44 clients were accessed for FP services.
3. 12 Lab tests performed
4. 11 children received routine immunization vaccinations





Ministry of National Health Services,
Regulation and Coordination,
Government of Pakistan



Ministry of National Health Services Regulations and Coordination



Snapshots from Surveillance and EPI





Ministry of National Health Services,
Regulation and Coordination,
Government of Pakistan



Ministry of National Health Services Regulation and Coordination



Dengue Situation Report



OFFICE OF THE DISTRICT HEALTH OFFICER ISLAMABAD, ICT ACTIVITY REPORT OF DENGUE POSITIVE CASES, ADMITTED IN ISLAMABAD RELEASED ON 7 JUNE 2024 (DATA FROM 1 JANUARY TO 7 JUNE 2024, 3:00 PM)

A. Patients Count

New Patients in Last 24 Hours	Rural Area Patients		Urban Area Patients		Total Patients in Islamabad	Registration of patients from other districts in ISB	Wrong address, Number & duplicate
	Last 24 Hours	Total cases	Last 24 Hours	Total cases			
0	0	5	0	1	6	1	0

B. Hospital Admission

S. No	Name of Hospital	Last 24 Hour Patients	Total Patients	Deaths	
				Number	Areas
1	PAKISTAN INSTITUTE OF MEDICAL SCIENCES (PIMS)	0	0	0	
2	FG POLY CLINIC HOSPITAL	0	0	0	
3	CAPITAL HOSPITAL	0	1	0	
4	SHIFA INTERNATIONAL	0	0	0	
5	FEDERAL GENERAL HOSPITAL	0	0	0	
6	B.B HOSPITAL (RWP)	0	0	0	
7	HOLY FAMILY HOSPITAL (RWP)	0	2	0	
8	DHQ HOSPITALS (RWP)	0	0	0	
9	PRIVATE LABORATORY/Others	0	3	0	
Total		0	6	0	

C. Response by Teams

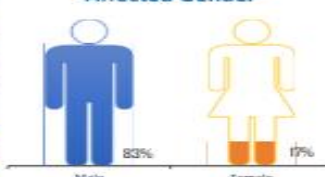
Rural							Urban						
Cases response in rural			Action taken in rural limits				Case response in urban			Action taken in urban limits			
Total cases	Responded in 24 Hr	Total case responded	IRS 24 Hour	Total IRS	Fogging 24 Hour	Total Fogging	Total cases	Responded in 24 Hr	Total case responded	IRS 24 Hour	Total IRS	Fogging 24 Hour	Total Fogging
5	0	5	0	146	0	0	1	0	1	0	4	0	0



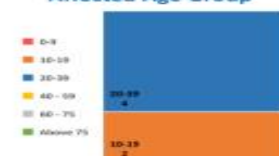
Dengue cases response in Islamabad 2024



Affected Gender



Affected Age Group



Weekwise Dengue Cases in Islamabad

