

Weekly Epidemiological Bulletin

Integrated Disease Surveillance and response system

Islamabad week 25-2024 (17 June -23 June, 2024)

Highlight

Table 1: District most frequently suspected cases reported during Epidemiological week-25

Disease	AD	ILI	B. Diarrh ea	Mumps	Chick enpox	Typho id	Malaria	Tub ercu losis	ALRI < 5 years
CHC Shah Allah Ditta	19	12							
CHC Kirpa	7	35							
CHC Rawat	26	27							
RHC Bhara kahu	9	50			1				
RHC Tarlai	12	15			1		1		
RHC Sihala	5	9	4		1				
BHU Gagri	3	4							
BHU Bhukkhar	18	16							
BHU Bhimber Trar	1	5							
BHU Jagiot	9	0							
BHU Jhang Syedan	8	1							
BHU Chirrah	13	14							
BHU Tumair	9	5							
BHU Pind Begwal	5	13			2				
BHU Phulgran	13	8							
BHU Shahdara	6	1							
BHU Sohan	7	8							
Humak Dispensary	2	6							
BHU Golra Sharif	8	5							
BHU Gokina	5	16							
CHC G-13	5	0							

01 cases of Measles in Jhang Syedan

Table 2: Showing week 23-2024 to 25-2024 IDSR –SITUATION REPORT

S No.		Week 23	Week 24	Week 25
1	Number of sites Reported	21	21	21
2	Influenza like Illness	829	975	250
3	AD (non-Cholera)	442	446	190
4	Bloody Diarrhea	05	07	04
5	Chickenpox/Varicella	02	02	01
6	Malaria	02	03	0
7	ALRI < 5 years	0	0	0
8	Mumps	0	0	0
9	Typhoid	1	0	0
10	Dengue	1	06	0

Week wise case report of AD & ILI, ICT

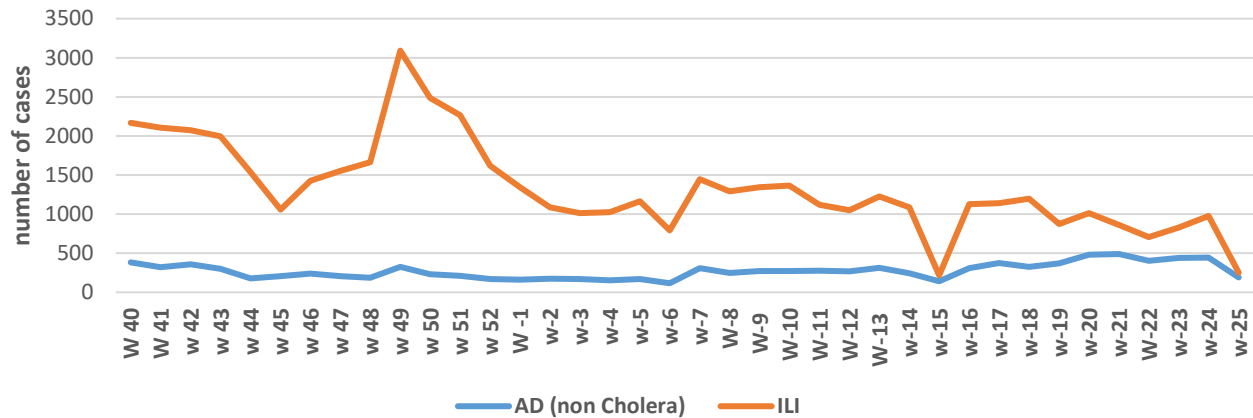


Figure 1: In week 25-2024, disease trends of ILI and acute diarrhea (non-cholera).

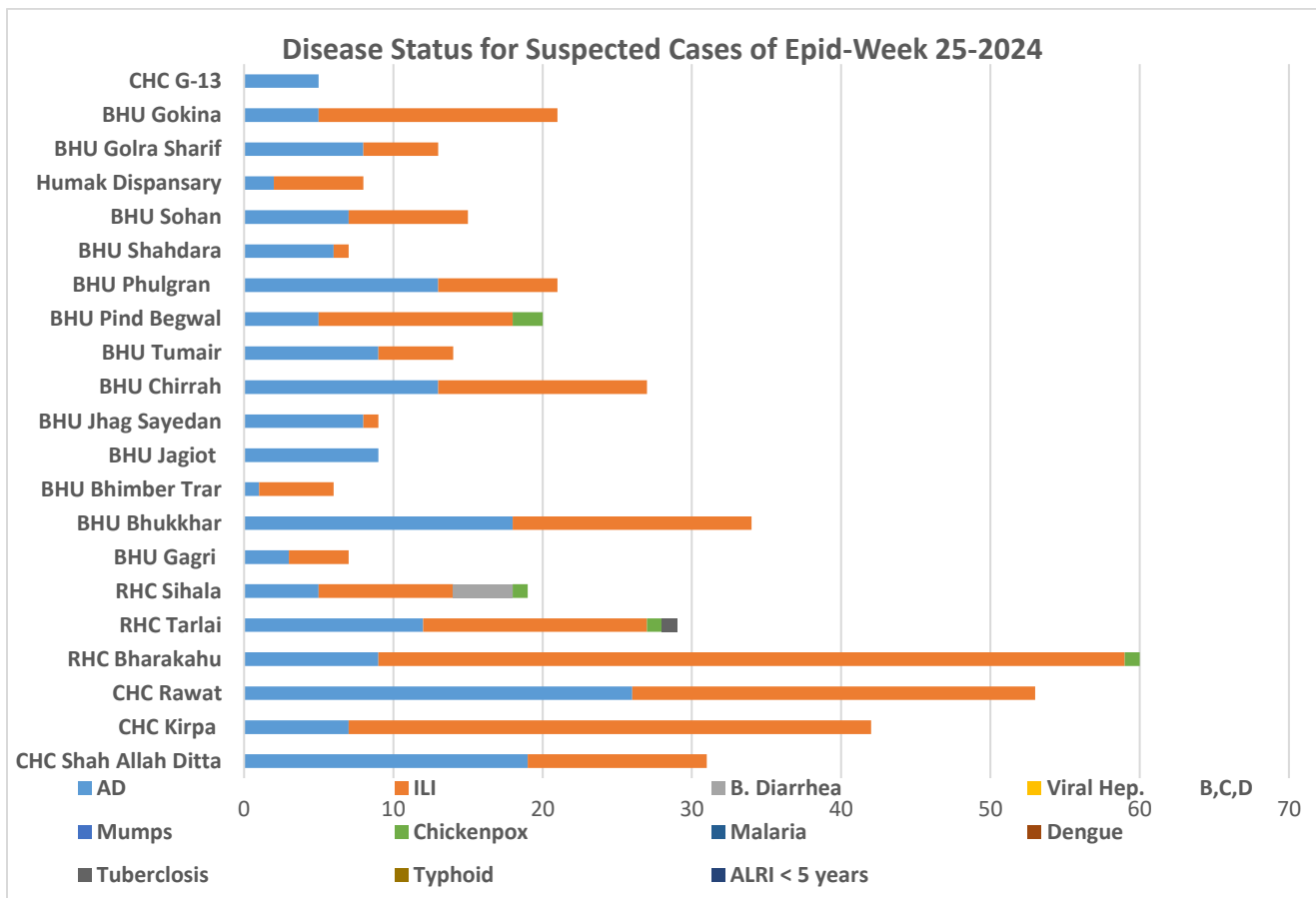


Figure 2: In week 25-2024, ILI has the upper trend with 250 cases followed by acute diarrhea (non-cholera) 190 cases.



Ministry of National Health Services,
Regulation and Coordination,
Government of Pakistan



Ministry of National Health Services Regulations and Coordination



Most frequently reported cases during epid week 18 to 25- 2024

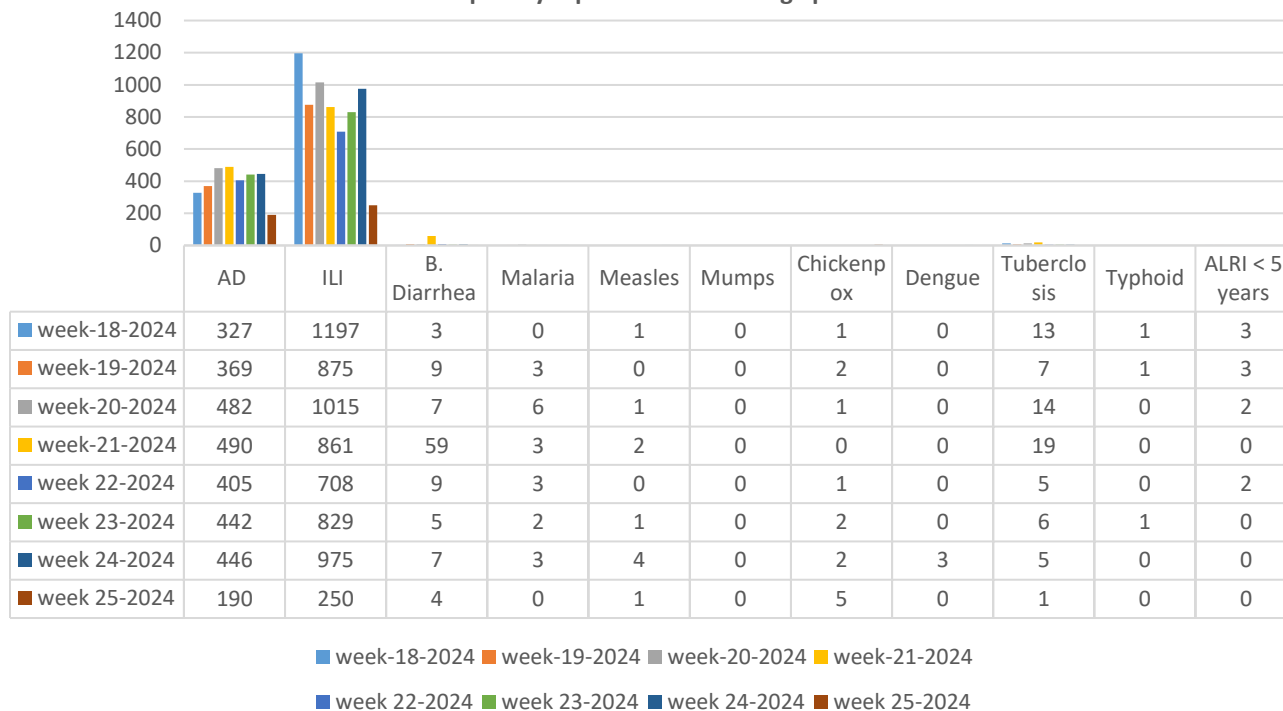


Figure 3: There is decrease in number of AD (non-Cholera) & in ILI cases week 25-2024.

COVID highlight

Sampling Reports 17th to 23th. June. 2024

Total Positive	Total Negative	Total Pending	Total Sample Taken
0	0	0	0

Table 3: Showing 0 % positivity rate during epidemiological week 25-2024.

COVID-19 Vaccination Data

First Dose	Second Dose	First Booster	Second Booster	Third & 4 th Booster	Total

Table 4: Showing a total of doses given during epidemiological week 25-2024

Expanded Program on Immunization activities of Health Department ICT

EPI in Pakistan is coordinated at Federal Directorate of Immunization under the Ministry of National Health Services and Regulation Coordination (NHSR&C). The EPI program shall be including vaccines for prevention of vaccine preventable diseases among the adolescents and older age groups as the evidence of vaccines' effectiveness is acquired and advised by the NITAG. The immunization schedule shall thus be periodically updated as and when required depending upon the local disease burden and requirements. The health department with an objective to improve the health of all works on prevention of the diseases EPI is one of the major components. The EPI at district level is managed and supported by staff at district level and the EPI services are provided at Union council level through Fixed Centers, Outreach Vaccination sites and mobile if applicable.

Total EPI Coverage Antigen wise coverage in ICT rural during week 25-2024

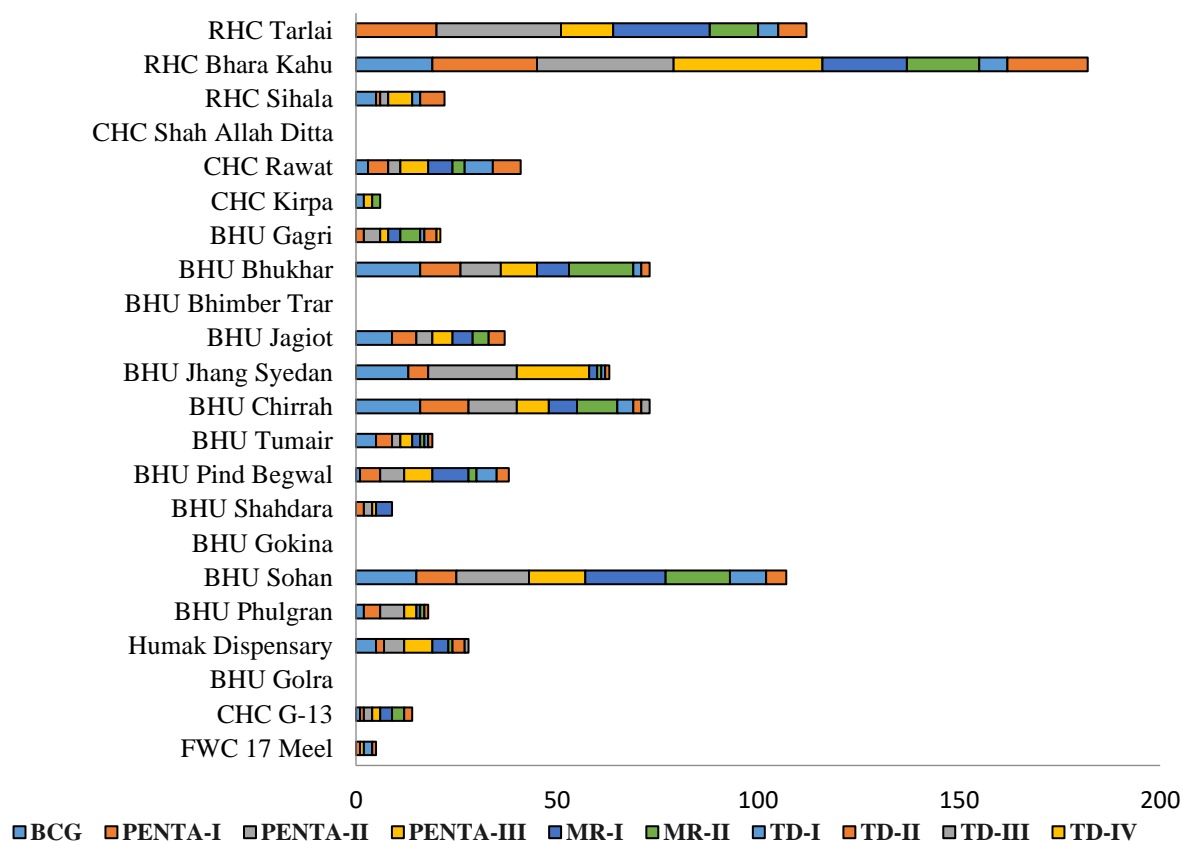


Figure 4: In week 25-2024, total coverage vaccine wise. BCG 112, Penta I 116, Penta II 163, Penta III 145, MR I 119, MR II 95, TD-I 46, TD-II 68, TD-III 03 and TD-IV-V 4.

Total EPI Coverage in ICT rural during week 25-2024

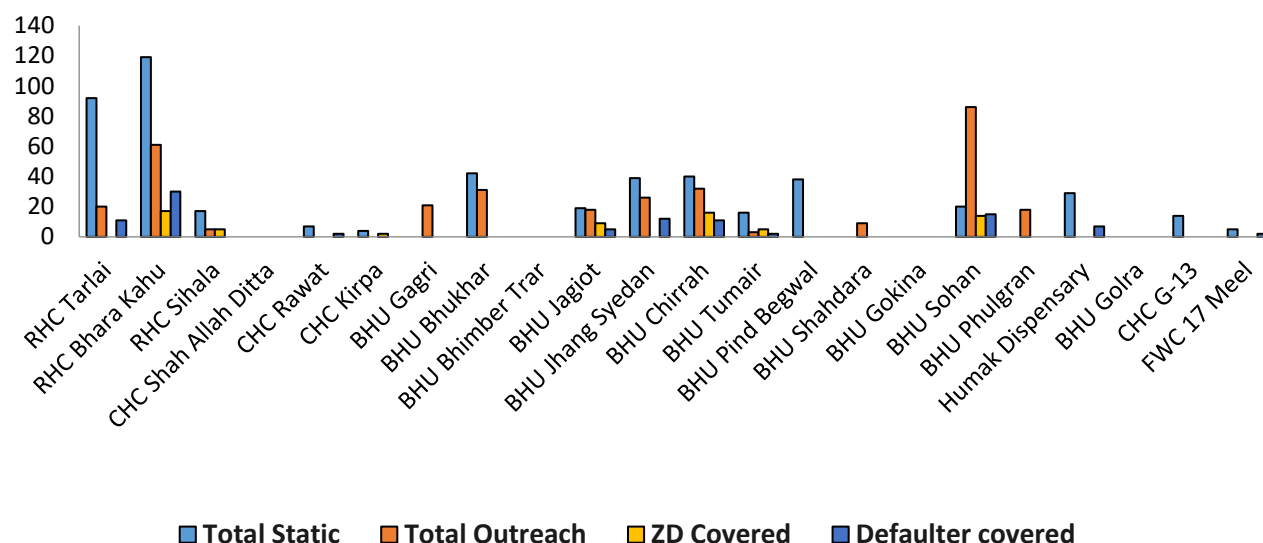


Figure 5: In week 25-2024, Total static coverage was 501, Outreach total was 330, Zero dose covered were 68, and defaulter covered were 97.

Total EPI coverage of Private sector hospitals antigen wise- Week 25-2024

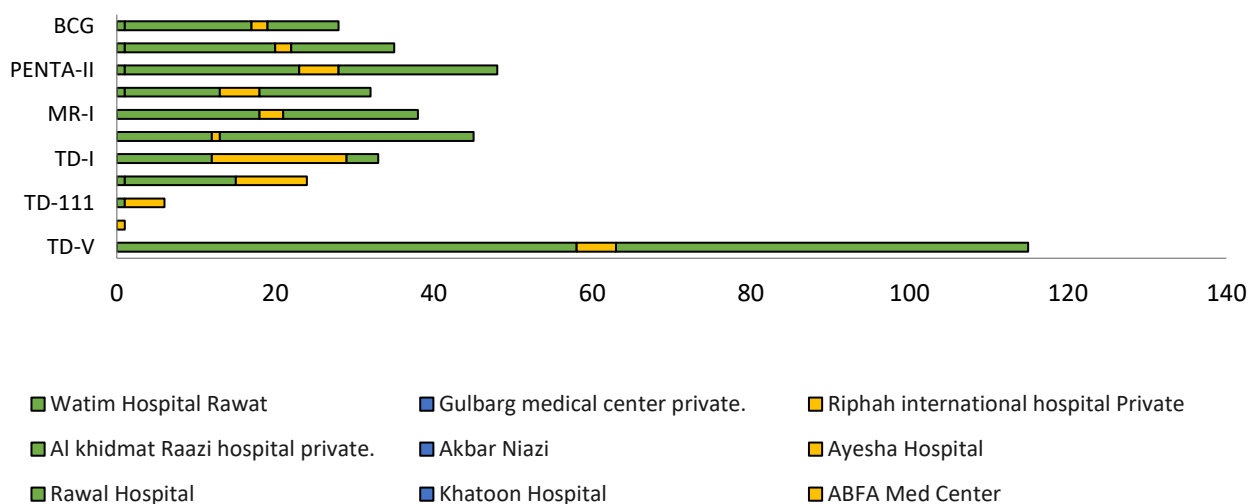


Figure 6: There is vaccine coverage of Public private partnership with private hospitals. In week 25-2024 a total of 175 doses of different antigen were given by hospitals in private sector.

VPD Surveillance Review Meeting Organized by WHO-Pakistan and

World Health Organization- Pakistan and The Expanded Programme on Immunization – Pakistan in collaboration with the District Health Office Islamabad, organized a VPD Surveillance Review Meeting. This event was attended by public and private doctors, as well as VPD surveillance focal persons where Dr. Zaeem Zia, DHO Islamabad, served as the chief guest. The meeting focused on updates in VPD surveillance, the role of doctors in this area, strategies for generating demand for vaccination, the VPD surveillance mobile app and dashboard, and methods for sample collection.





Ministry of National Health Services,
Regulation and Coordination,
Government of Pakistan



Ministry of National Health Services Regulation and Coordination
.....



Dengue Situation Report



OFFICE OF THE DISTRICT HEALTH OFFICER ISLAMABAD, ICT ACTIVITY REPORT OF DENGUE POSITIVE CASES, ADMITTED IN ISLAMABAD RELEASED ON 24 JUNE 2024 (DATA FROM 1 JANUARY TO 24 JUNE 2024, 3:00 PM)

A. Patients Count

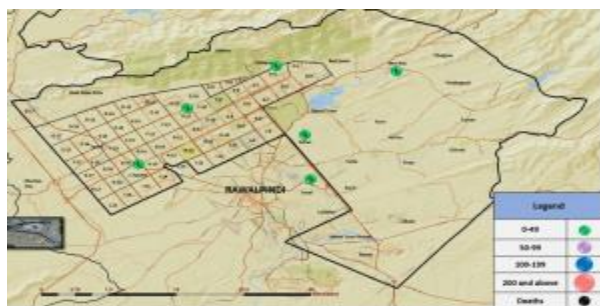
New Patients in Last 24 Hours	Rural Area Patients		Urban Area Patients		Total Patients in Islamabad	Registration of patients from other districts in ISB	Wrong address, Number & duplicate
	Last 24 Hours	Total cases	Last 24 Hours	Total cases			
0	0	7	0	2	9	3	0

B. Hospital Admission

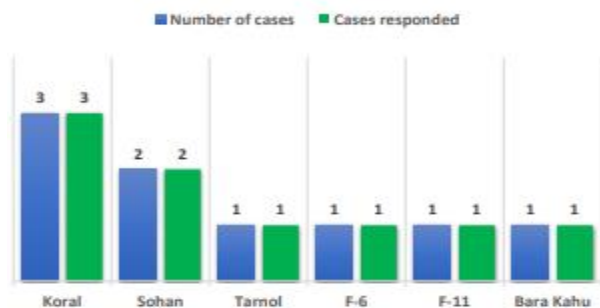
S. No	Name of Hospital	Last 24 Hour Patients	Total Patients	Deaths	
				Number	Areas
1	PAKISTAN INSTITUTE OF MEDICAL SCIENCES (PIMS)	0	0	0	
2	FG POLY CLINIC HOSPITAL	0	0	0	
3	CAPITAL HOSPITAL	0	1	0	
4	SHIFA INTERNATIONAL	0	0	0	
5	FEDERAL GENERAL HOSPITAL	0	0	0	
6	B.B HOSPITAL (RWP)	0	1	0	
7	HOLY FAMILY HOSPITAL (RWP)	0	2	0	
8	DHQ HOSPITALS (RWP)	0	0	0	
9	PRIVATE LABORATORY/Others	0	5	0	
Total		0	9	0	

C. Response by Teams

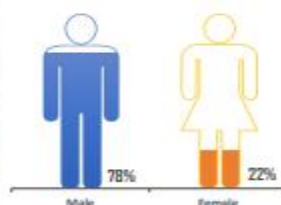
Rural							Urban						
Cases response in rural			Action taken in rural limits				Case response in urban			Action taken in urban limits			
Total cases	Responded in 24 Hr	Total case responded	IRS 24 Hour	Total IRS	Fogging 24 Hour	Total Fogging	Total cases	Responded in 24 Hr	Total case responded	IRS 24 Hour	Total IRS	Fogging 24 Hour	Total Fogging
7	0	7	0	160	0	0	2	0	2	0	53	0	0



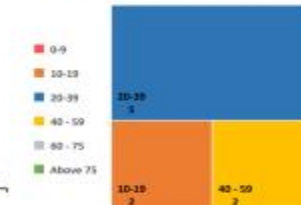
Dengue cases response in Islamabad 2024



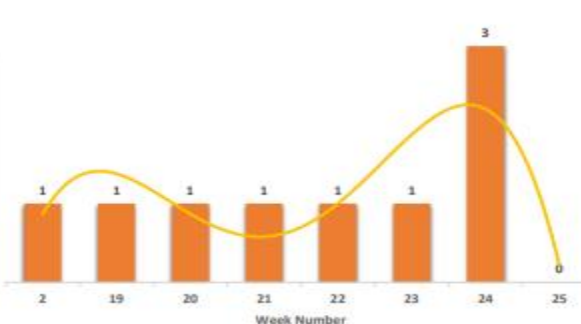
Affected Gender



Affected Age Group



Weekwise Dengue Cases in Islamabad 2024





Ministry of National Health Services,
Regulation and Coordination,
Government of Pakistan



Ministry of National Health Services Regulation and Coordination



Dengue Surveillance Pictures

