

Weekly Epidemiological Bulletin

Integrated Disease Surveillance and response system

Islamabad week 26-2024 (24 June -30 June, 2024)

Highlight

Table 1: District most frequently suspected cases reported during Epidemiological week-26

Disease	AD	ILI	B. Diarrh ea	Mumps	Chick enpox	Typho id	Malaria	Tub ercu losis	ALRI < 5 years
CHC Shah Allah Ditta	25	35							
CHC Kirpa	25	44							
CHC Rawat	30	52							
RHC Bhara kahu	41	173							
RHC Tarlai	26	53			1			10	
RHC Sihala	11	20	3			1	1		
BHU Gagri	16	10							
BHU Bhukkhar	18	54							
BHU Bhimber Trar	1	10							
BHU Jagiot	13	0							
BHU Jhang Syedan	17	23							
BHU Chirrah	20	56							
BHU Tumair	11	10							
BHU Pind Begwal	22	24							
BHU Phulgran	24	35							
BHU Shahdara	4	16							
BHU Sohan	11	10							
Humak Dispensary	8	18							
BHU Golra Sharif	17	10							
BHU Gokina	3	30							
CHC G-13	2	1							

Table 2: Showing week 24-2024 to 26-2024 IDSR –SITUATION REPORT

S No.		Week 24	Week 25	Week 26
1	Number of sites Reported	21	21	21
2	Influenza like Illness	975	250	684
3	AD (non-Cholera)	446	190	345
4	Bloody Diarrhea	07	04	03
5	Chickenpox/Varicella	02	01	01
6	Malaria	03	0	01
7	ALRI < 5 years	0	0	0
8	Measles	0	0	03
9	Typhoid	0	0	01
10	Dengue	06	0	0

Week wise case report of AD & ILI, ICT

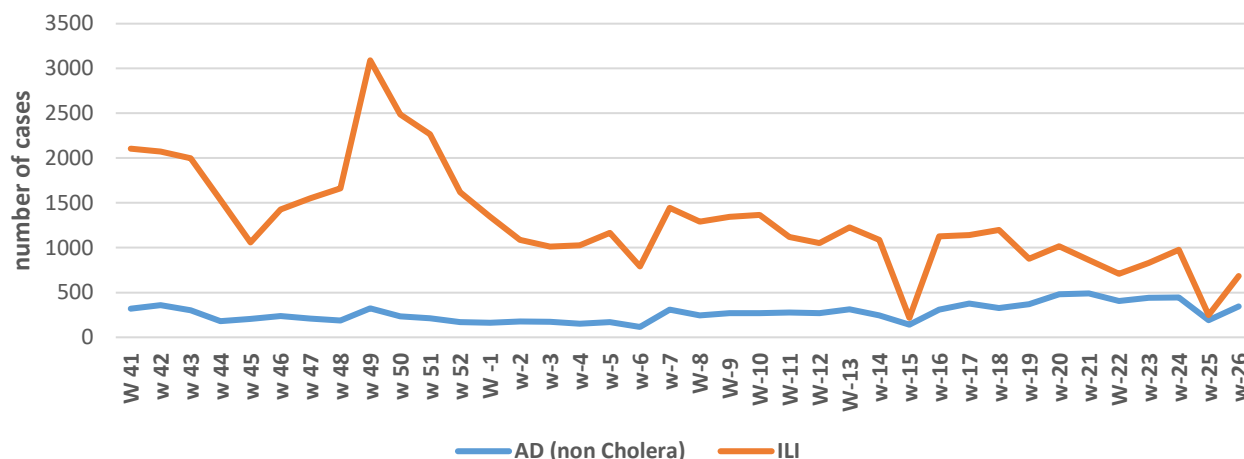


Figure 1: In week 26-2024, disease trends of ILI and acute diarrhea (non-cholera).

Disease Status for Suspected Cases of Epid-Week 26-2024

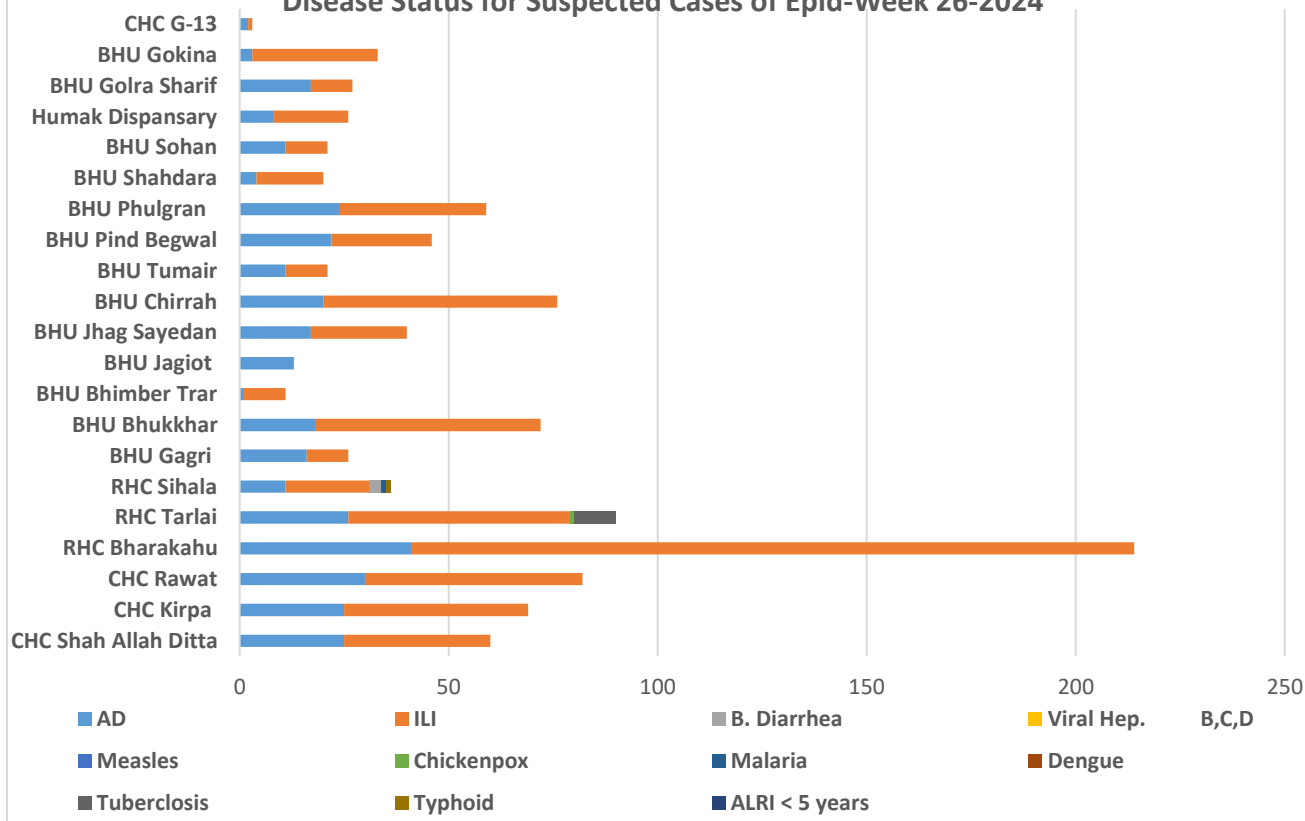


Figure 2: In week 26-2024, ILI has the upper trend with 684 cases followed by acute diarrhea (non-cholera) 345 cases.

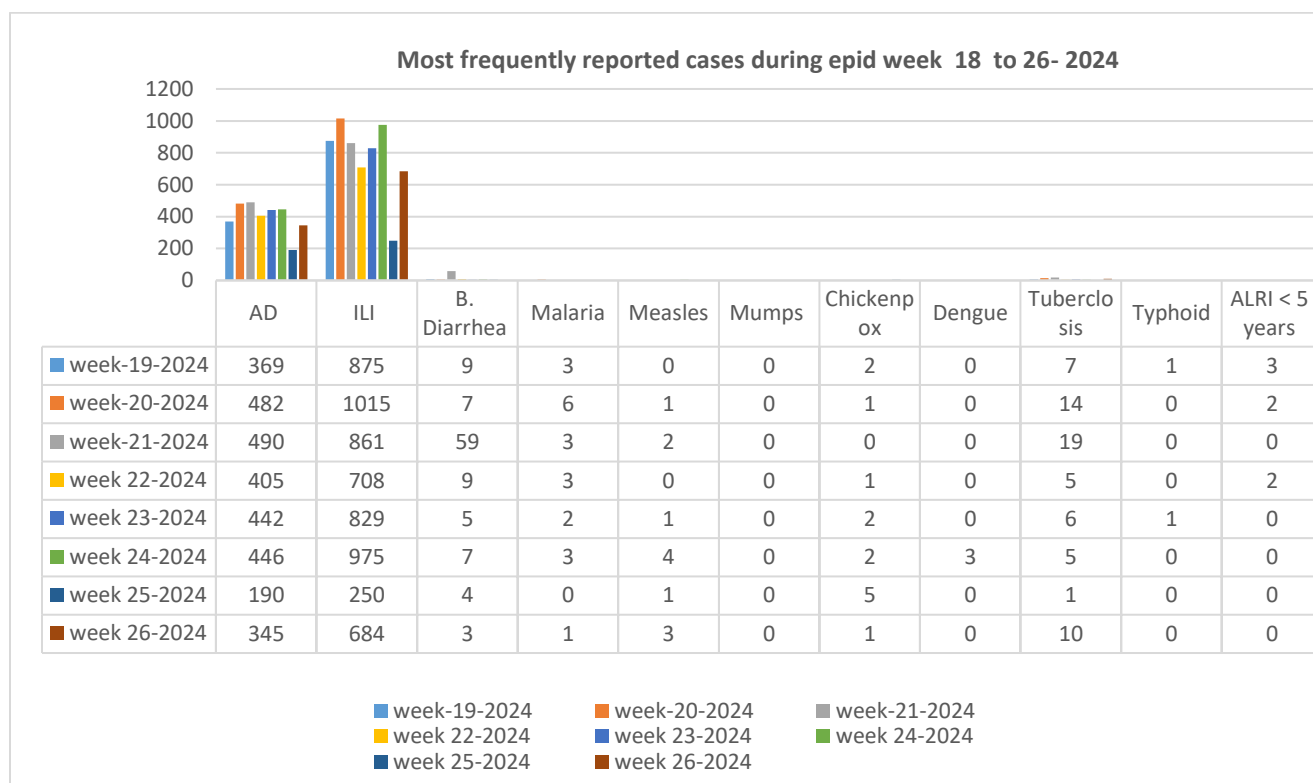


Figure 3: There is decrease in number of AD (non-Cholera) & in ILI cases week 26-2024.

COVID highlight

Sampling Reports 24th to 30th. June. 2024

Total Positive	Total Negative	Total Pending	Total Sample Taken
0	0	0	0

Table 3: Showing 0 % positivity rate during epidemiological week 26-2024.

COVID-19 Vaccination Data

First Dose	Second Dose	First Booster	Second Booster	Third & 4 th Booster	Total

Table 4: Showing a total of doses given during epidemiological week 26-2024

Expanded Program on Immunization activities of Health Department ICT

EPI in Pakistan is coordinated at Federal Directorate of Immunization under the Ministry of National Health Services and Regulation Coordination (NHSR&C). The EPI program shall be including vaccines for prevention of vaccine preventable diseases among the adolescents and older age groups as the evidence of vaccines' effectiveness is acquired and advised by the NITAG. The immunization schedule shall thus be periodically updated as and when required depending upon the local disease burden and requirements. The health department with an objective to improve the health of all works on prevention of the diseases EPI is one of the major components. The EPI at district level is managed and supported by staff at district level and the EPI services are provided at Union council level through Fixed Centers, Outreach Vaccination sites and mobile if applicable.

Total EPI Coverage Antigen wise coverage in ICT rural during week 26-2024

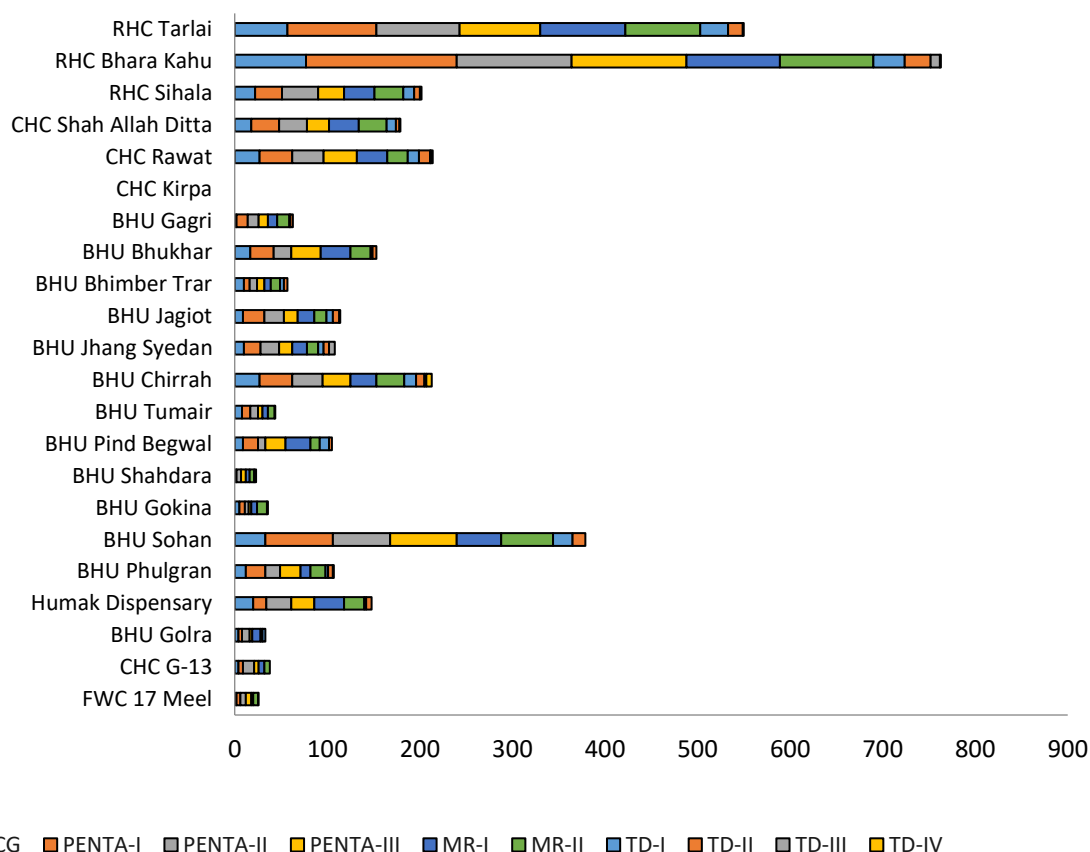


Figure 4: In week 26-2024, total coverage vaccine wise. BCG 373, Penta I 426, Penta II 586, Penta III 576, MR I 553, MR II 505, TD-I 172, TD-II 129, TD-III 25 and TD-IV-V 10.



Ministry of National Health Services,
Regulation and Coordination,
Government of Pakistan



Office of the District Health Officer
ISLAMABAD
Ministry of National Health Services Regulation and Coordination



Total EPI Coverage in ICT rural during week 26-2024

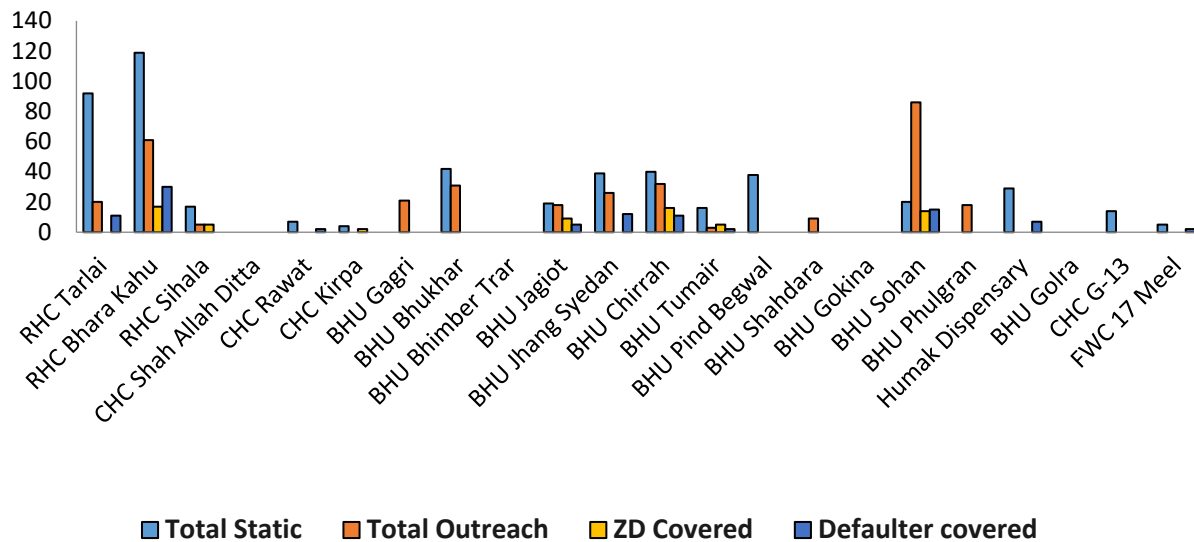


Figure 5: In week 26-2024, Total static coverage was 1137, Outreach total was 1260, Zero dose covered were 68, and defaulter covered were 380.

Total EPI coverage of Private sector hospitals antigen wise- Week 26-2024

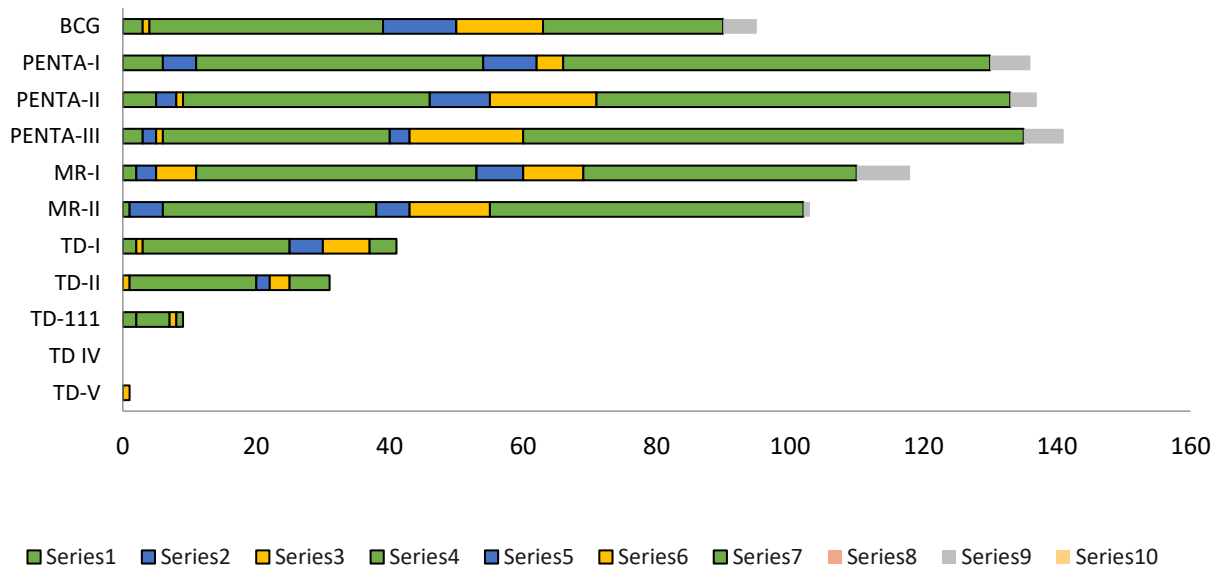


Figure 6: There is vaccine coverage of Public private partnership with private hospitals. In week 26-2024 a total of 556 doses of different antigen were given by hospitals in private sector.



Ministry of National Health Services,
Regulation and Coordination,
Government of Pakistan



Ministry of National Health Services Regulation and Coordination



Mobile Services Unit Activities of Health Department ICT

The health department with an objective to improve the health of all, free medical camps are routine activity to provide preventive and curative health services to far rural areas in Islamabad. Two medical camps were held in rural area this week at UC Kirpa.

MSU Camp at UC Kirpa

1. 128 patients were examined and given treatment.
2. 68 clients were accessed for FP services.
4. 06 children received routine immunization vaccinations.





Ministry of National Health Services,
Regulation and Coordination,
Government of Pakistan



Ministry of National Health Services Regulation and Coordination
.....



Dengue Situation Report



OFFICE OF THE DISTRICT HEALTH OFFICER ISLAMABAD, ICT ACTIVITY REPORT OF DENGUE POSITIVE CASES, ADMITTED IN ISLAMABAD RELEASED ON 2 JULY 2024 (DATA FROM 1 JANUARY TO 2 JULY 2024, 3:00 PM)

A. Patients Count

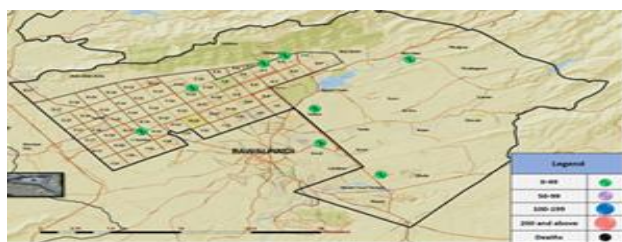
New Patients in Last 24 Hours	Rural Area Patients		Urban Area Patients		Total Patients in Islamabad	Registration of patients from other districts in ISB	Wrong address, Number & duplicate
	Last 24 Hours	Total cases	Last 24 Hours	Total cases			
0	0	8	0	3	11	3	0

B. Hospital Admission

S. No	Name of Hospital	Last 24 Hour Patients	Total Patients	Deaths	
				Number	Areas
1	PAKISTAN INSTITUTE OF MEDICAL SCIENCES (PIMS)	0	0	0	
2	FG POLY CLINIC HOSPITAL	0	0	0	
3	CAPITAL HOSPITAL	0	1	0	
4	SHIFA INTERNATIONAL	0	0	0	
5	FEDERAL GENERAL HOSPITAL	0	0	0	
6	B.B HOSPITAL (RWP)	0	1	0	
7	HOLY FAMILY HOSPITAL (RWP)	0	2	0	
8	DHQ HOSPITALS (RWP)	0	0	0	
9	PRIVATE LABORATORY/Others	0	7	0	
Total		0	11	0	

C. Response by Teams

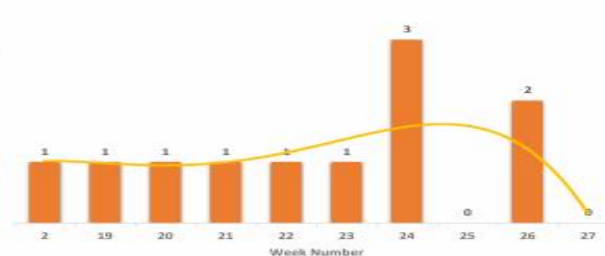
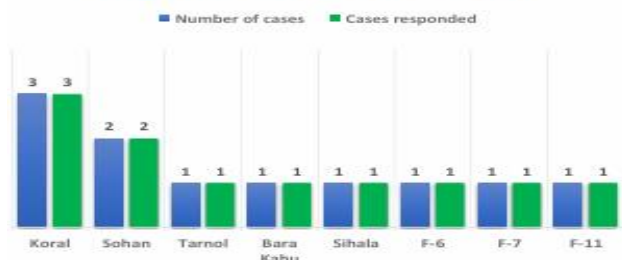
Rural							Urban						
Cases response in rural			Action taken in rural limits				Case response in urban			Action taken in urban limits			
Total cases	Responded in 24 Hr	Total case responded	IRS 24 Hour	Total IRS	Fogging 24 Hour	Total Fogging	Total cases	Responded in 24 Hr	Total case responded	IRS 24 Hour	Total IRS	Fogging 24 Hour	Total Fogging
8	0	8	0	160	0	0	3	0	3	0	77	0	0



Dengue cases response in Islamabad 2024



Weekwise Dengue Cases in Islamabad 2024





Ministry of National Health Services,
Regulation and Coordination,
Government of Pakistan



Ministry of National Health Services Regulations and Coordination



Dengue Surveillance Pictures





Ministry of National Health Services,
Regulation and Coordination,
Government of Pakistan



Ministry of National Health Services Regulations and Coordination



Few snapshots from Health Facilities

