

## Weekly Epidemiological Bulletin

# Integrated Disease Surveillance and response system

Islamabad week 27-2024 (01 July -07 July, 2024)

## Highlight

**Table 1: District most frequently suspected cases reported during Epidemiological week-27**

Disease	AD	ILI	B. Diarrhea	Measles	Chick enpox	Typho id	Malaria	Tub ercu losis	ALRI < 5 years
CHC Shah Allah Ditta	12	1	1	1					
CHC Kirpa	15	64							
CHC Rawat	23	30			4				
RHC Bhara kahu	24	138							
RHC Tarlai	30	45		1				2	
RHC Sihala	10	25			1	1			
BHU Gagri	12	20							
BHU Bhukkhar	15	42							
BHU Bhimber Trar	2	11							
BHU Jagiot	11	0							
BHU Jhang Syedan	6	5							
BHU Chirrah	18	46							
BHU Tumair	9	5							
BHU Pind Begwal	18	18			1				
BHU Phulgran	23	25	1						
BHU Shahdara	1	19							
BHU Sohan	22	12							
Humak Dispensary	14	15							
BHU Golra Sharif	31	9							
BHU Gokina	5	20							
CHC G-13	1	0							

**Table 2: Showing week 25-2024 to 27-2024 IDSR –SITUATION REPORT**

S No.		Week 25	Week 26	Week 27
1	Number of sites Reported	21	21	21
2	Influenza like Illness	250	684	550
3	AD (non-Cholera)	190	345	302
4	Bloody Diarrhea	04	03	02
5	Chickenpox/Varicella	01	01	06
6	Malaria	0	01	0
7	ALRI < 5 years	0	0	0
8	Measles	0	03	02
9	Typhoid	0	01	01
10	Dengue	0	0	0

## Week wise case report of AD & ILI, ICT

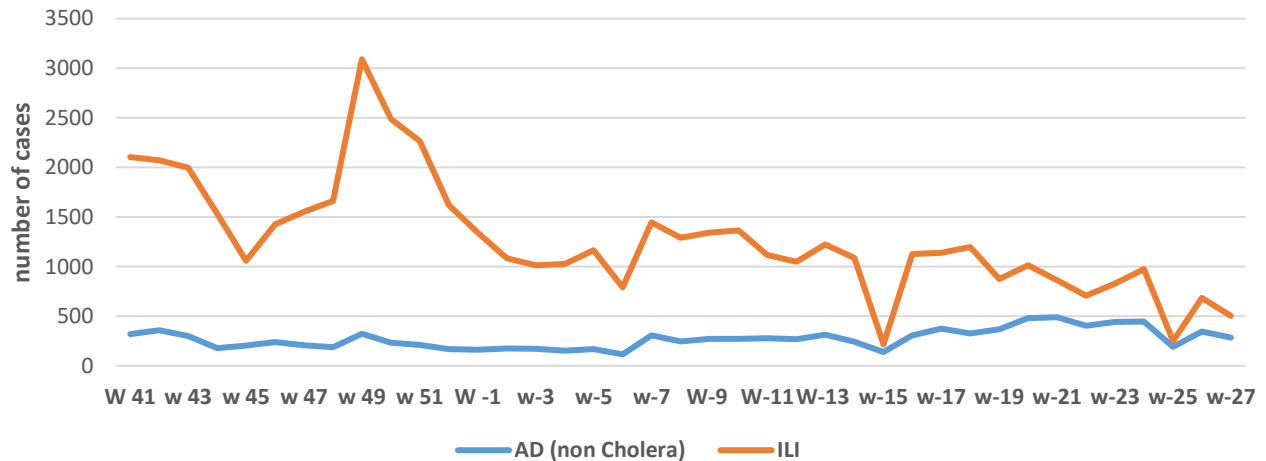


Figure 1: In week 27-2024, disease trends of ILI and acute diarrhea (non-cholera).

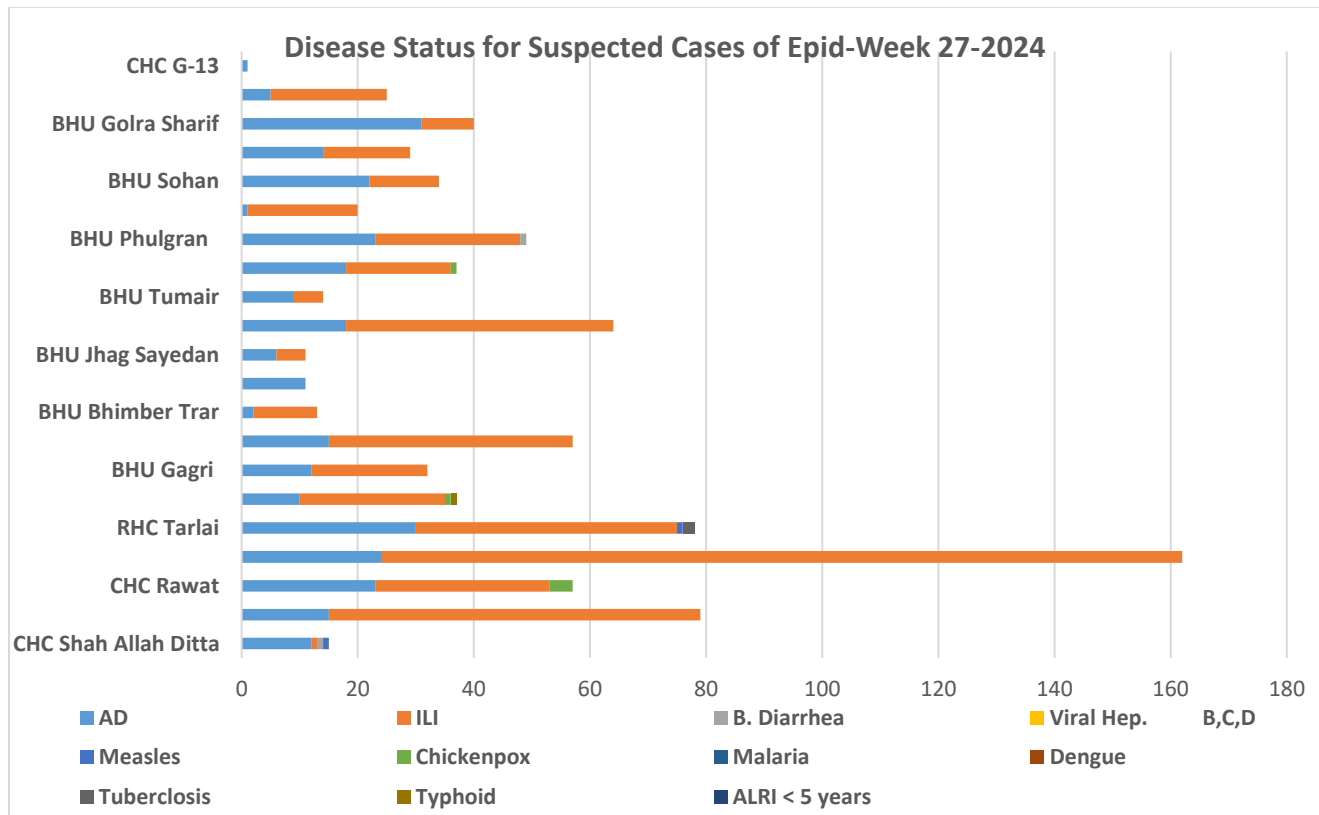


Figure 2: In week 27-2024, ILI has the upper trend with 550 cases followed by acute diarrhea (non-cholera) 302 cases.



Ministry of National Health Services,  
Regulation and Coordination,  
Government of Pakistan



Ministry of National Health Services Regulations and Coordination  
\*\*\*\*\*



Most frequently reported cases during epid week 19 to 27- 2024

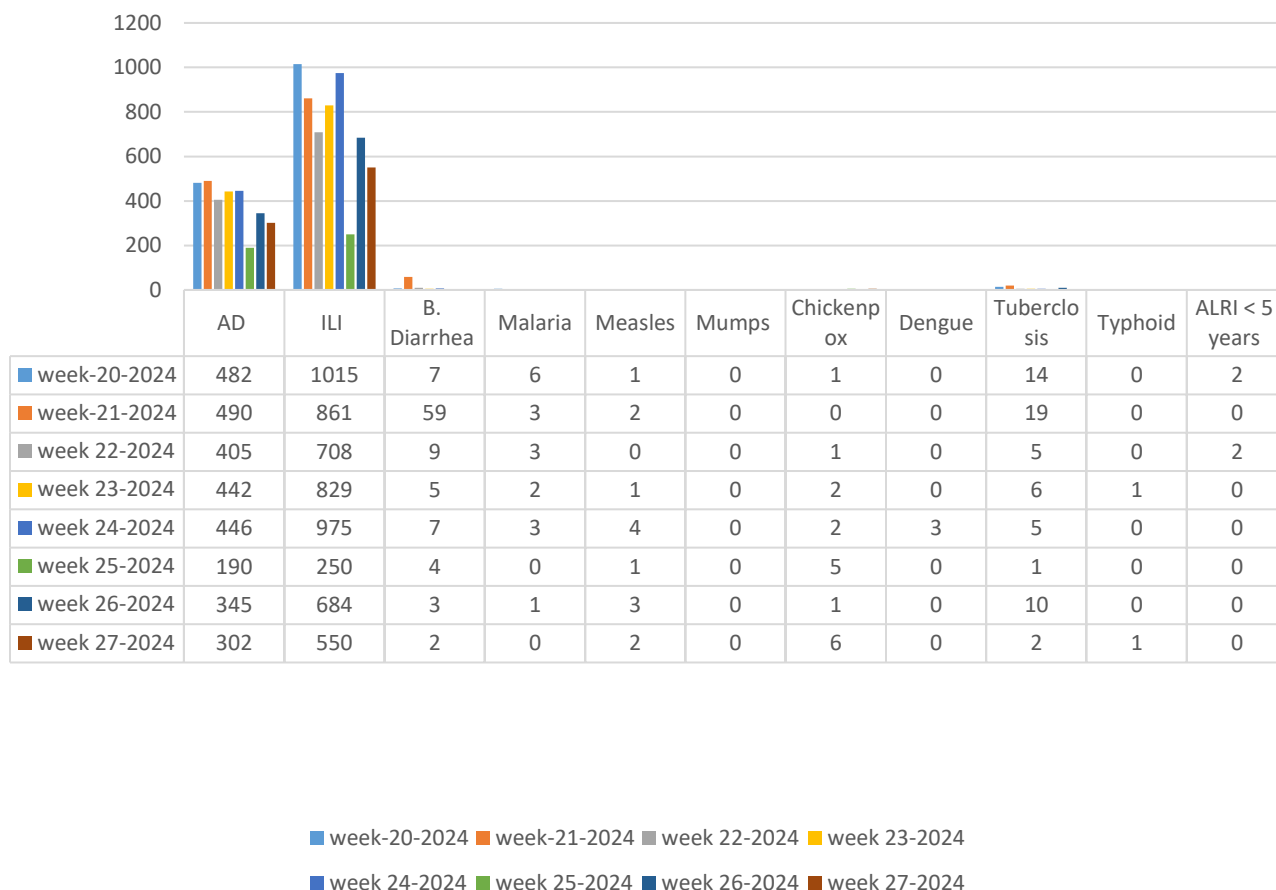


Figure 3: There is decrease in number of AD (non-Cholera) & in ILI cases week 27-2024.

## COVID highlight

### Sampling Reports 01<sup>st</sup> to 07<sup>th</sup>. July. 2024

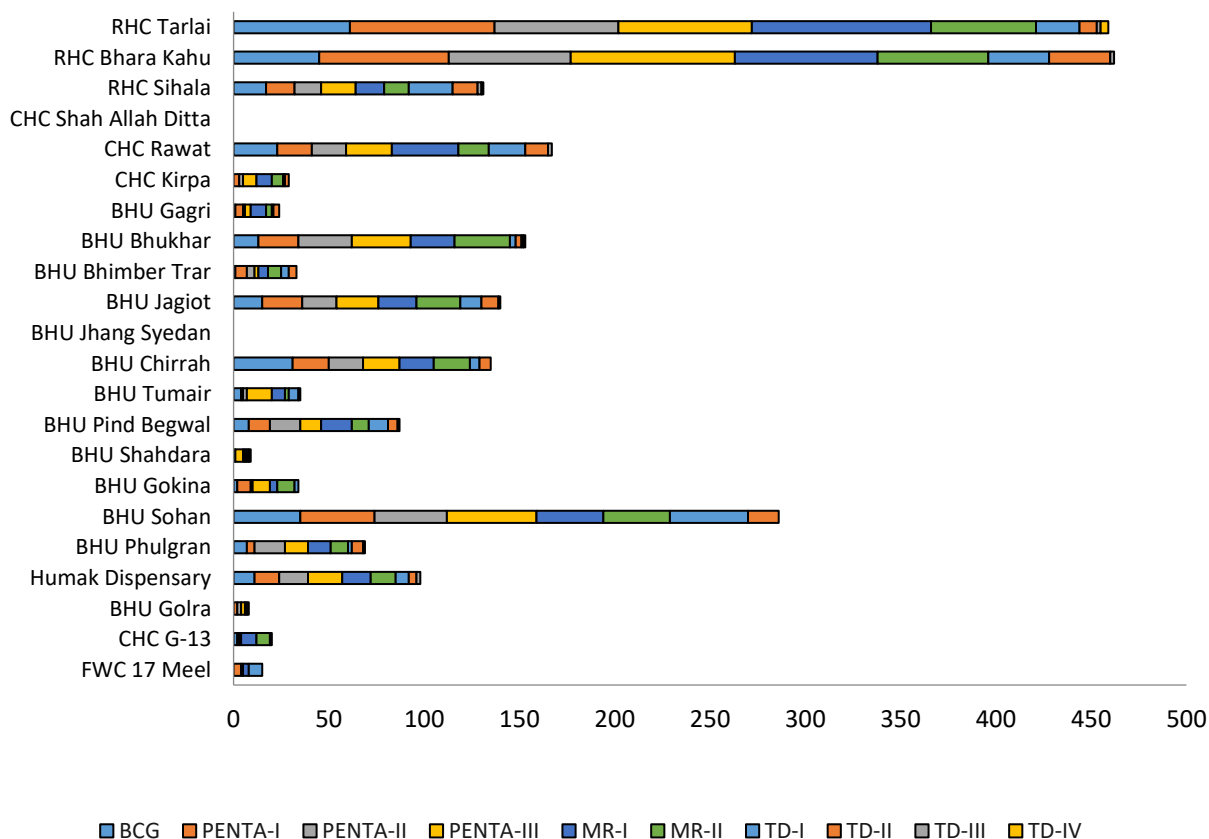
Total Positive	Total Negative	Total Pending	Total Sample Taken
0	15	0	15

Table 3: Showing 0 % positivity rate during epidemiological week 27-2024.

## Expanded Program on Immunization activities of Health Department ICT

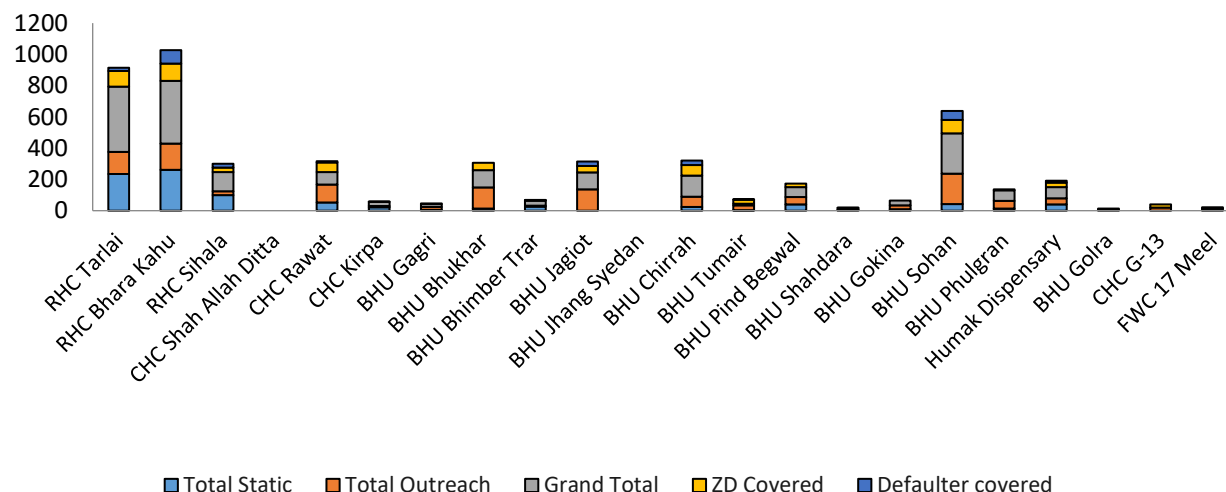
EPI in Pakistan is coordinated at Federal Directorate of Immunization under the Ministry of National Health Services and Regulation Coordination (NHSR&C). The EPI program shall be including vaccines for prevention of vaccine preventable diseases among the adolescents and older age groups as the evidence of vaccines' effectiveness is acquired and advised by the NITAG. The immunization schedule shall thus be periodically updated as and when required depending upon the local disease burden and requirements. The health department with an objective to improve the health of all works on prevention of the diseases EPI is one of the major components. The EPI at district level is managed and supported by staff at district level and the EPI services are provided at Union council level through Fixed Centers, Outreach Vaccination sites and mobile if applicable.

Total EPI Coverage Antigen wise coverage in ICT rural during week  
27-2024



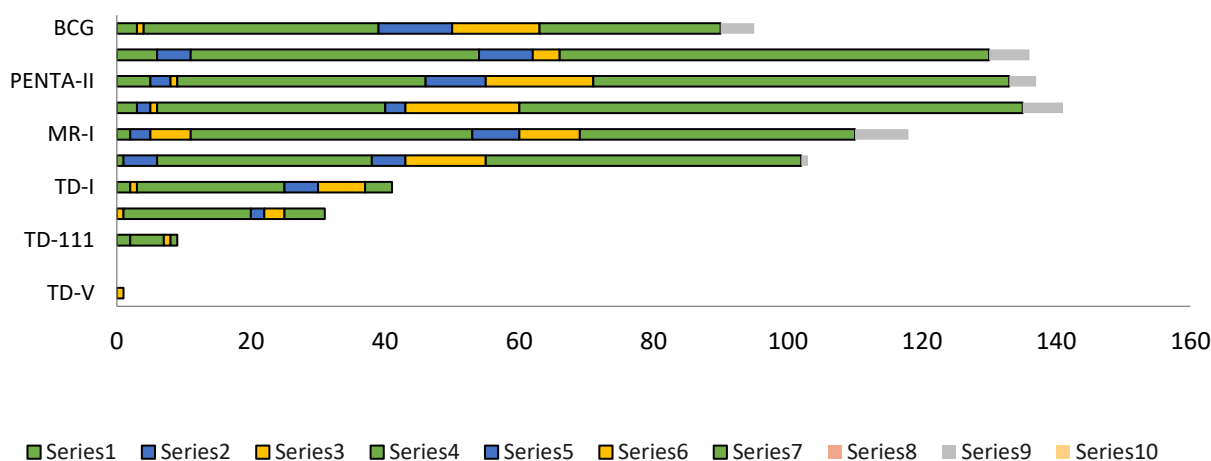
**Figure 4: In week 27-2024, total coverage vaccine wise. BCG 276, Penta I 334, Penta II 323, Penta III 399, MR I 314, MR II 505, TD-I 172, TD-II 129, TD-III 25 and TD-IV-V 10.**

### Total EPI Coverage in ICT rural during week 27-2024



**Figure 5: In week 27-2024, Total static coverage was 910, Outreach total was 1234, Zero dose covered were 68, and defaulter covered were 280.**

### Total EPI coverage of Private sector hospitals antigen wise- Week 27-2024



**Figure 6: There is vaccine coverage of Public private partnership with private hospitals. In week 27-2024 a total of 383 doses of different antigen were given by hospitals in private sector.**





Ministry of National Health Services,  
Regulation and Coordination,  
Government of Pakistan



Ministry of National Health Services Regulations and Coordination  
\*\*\*\*\*



## Visit by Coordinator to PM for National Health Services

The Coordinator to the PM for the Ministry of National Health Services, Regulations & Coordination, Islamabad, visited the District Health Office and CHC Bari Imam on July 1, 2024. The visit was hosted by DHO Dr. Zaeem Zia, the ADC Office of the Deputy Commissioner, Islamabad, and the DHO office team. During the visit, Dr. Malik Mukhtar was briefed on the dengue situation in ICT, ongoing field activities, and the status of insecticides. He inquired about the current dengue cases and directed an increase in surveillance activities. Dr. Mukhtar also reviewed the progress of new health facilities, the recruitment status, and their operationalization. Additionally, he commended the newly procured ambulances and expressed appreciation for the health facilities at Bari Imam.





Ministry of National Health Services,  
Regulation and Coordination,  
Government of Pakistan



Ministry of National Health Services Regulation and Coordination  
.....



## Dengue Situation Report



### OFFICE OF THE DISTRICT HEALTH OFFICER ISLAMABAD, ICT ACTIVITY REPORT OF DENGUE POSITIVE CASES, ADMITTED IN ISLAMABAD RELEASED ON 10 JULY 2024 (DATA FROM 1 JANUARY TO 10 JULY 2024, 3:00 PM)

#### A. Patients Count

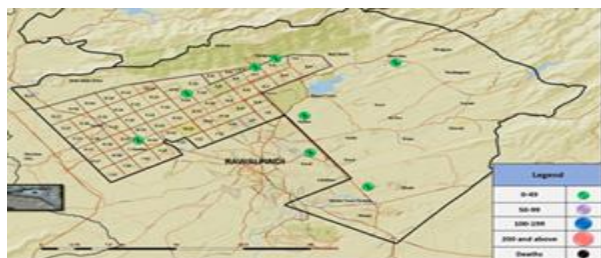
New Patients in Last 24 Hours	Rural Area Patients		Urban Area Patients		Total Patients in Islamabad	Registration of patients from other districts in ISB	Wrong address, Number & duplicate
	Last 24 Hours	Total cases	Last 24 Hours	Total cases			
0	0	8	0	3	11	3	0

#### B. Hospital Admission

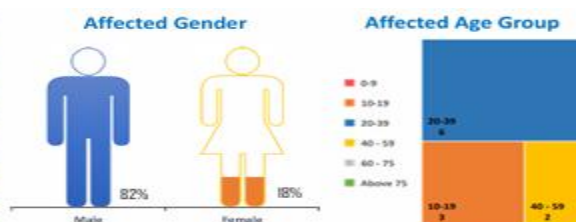
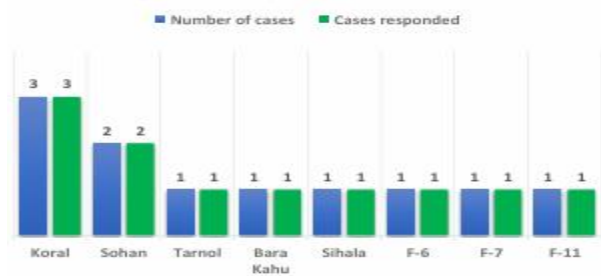
S. No	Name of Hospital	Last 24 Hour Patients	Total Patients	Deaths	
				Number	Areas
1	PAKISTAN INSTITUTE OF MEDICAL SCIENCES (PIMS)	0	0	0	
2	FG POLY CLINIC HOSPITAL	0	0	0	
3	CAPITAL HOSPITAL	0	1	0	
4	SHIFA INTERNATIONAL	0	0	0	
5	FEDERAL GENERAL HOSPITAL	0	0	0	
6	B.B HOSPITAL (RWP)	0	1	0	
7	HOLY FAMILY HOSPITAL (RWP)	0	2	0	
8	DHQ HOSPITALS (RWP)	0	0	0	
9	PRIVATE LABORATORY/Others	0	7	0	
Total		0	11	0	

#### C. Response by Teams

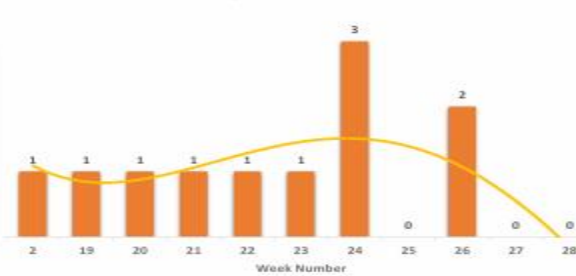
Rural							Urban						
Cases response in rural			Action taken in rural limits				Case response in urban			Action taken in urban limits			
Total cases	Responded in 24 Hr	Total case responded	IRS 24 Hour	Total IRS	Fogging 24 Hour	Total Fogging	Total cases	Responded in 24 Hr	Total case responded	IRS 24 Hour	Total IRS	Fogging 24 Hour	Total Fogging
8	0	8	0	160	0	0	3	0	3	0	77	0	0



Dengue cases response in Islamabad 2024



Weekwise Dengue Cases in Islamabad 2024







Ministry of National Health Services,  
Regulation and Coordination,  
Government of Pakistan



Ministry of National Health Services Regulations and Coordination  
\*\*\*\*\*



## Dengue Surveillance Pictures





Ministry of National Health Services,  
Regulation and Coordination,  
Government of Pakistan



Ministry of National Health Services Regulations and Coordination  
\*\*\*\*\*



## Snapshots OF Suspected Measles from Health Facilities

