

Weekly Epidemiological Bulletin

Integrated Disease Surveillance and response system

Islamabad week 28-2024 (08 July -14 July, 2024)

Highlight

Table 1: District most frequently suspected cases reported during Epidemiological week-28

Disease	AD	ILI	B. Diarrhea	Measle s	Chick enpox	Typho id	Malaria	Tub ercu losis	ALRI < 5 years
CHC Shah Allah Ditta	31	35							
CHC Kirpa	8	45							
CHC Rawat	44	60							
RHC Bhara kahu	48	152							
RHC Tarlai	52	55	1		1			8	
RHC Sihala	13	40					4		
BHU Gagri	15	9							
BHU Bhukkhar	24	58							
BHU Bhimber Trar	8	7							
BHU Jagiot	17	0							
BHU Jhang Syedan	15	15							
BHU Chirrah	18	46							
BHU Tumair	6	5							
BHU Pind Begwal	21	27	0			1			
BHU Phulgran	19	22							
BHU Shahdara	8	5							
BHU Sohan	22	41							
Humak Dispensary	8	15							
BHU Golra Sharif	27	20							
BHU Gokina	28	5							
CHC G-13	10	4							

01 case of viral Hep B, C & D in RHC Sihala

Table 2: Showing week 26-2024 to 28-2024 IDSR –SITUATION REPORT

S No.		Week 26	Week 27	Week 28
1	Number of sites Reported	21	21	21
2	Influenza like Illness	684	550	666
3	AD (non-Cholera)	345	302	442
4	Bloody Diarrhea	03	02	1
5	Chickenpox/Varicella	01	06	1
6	Malaria	01	0	4
7	ALRI < 5 years	0	0	0
8	Measles	03	02	0
9	Typhoid	01	01	1
10	Dengue	0	0	0

Week wise case report of AD & ILI, ICT

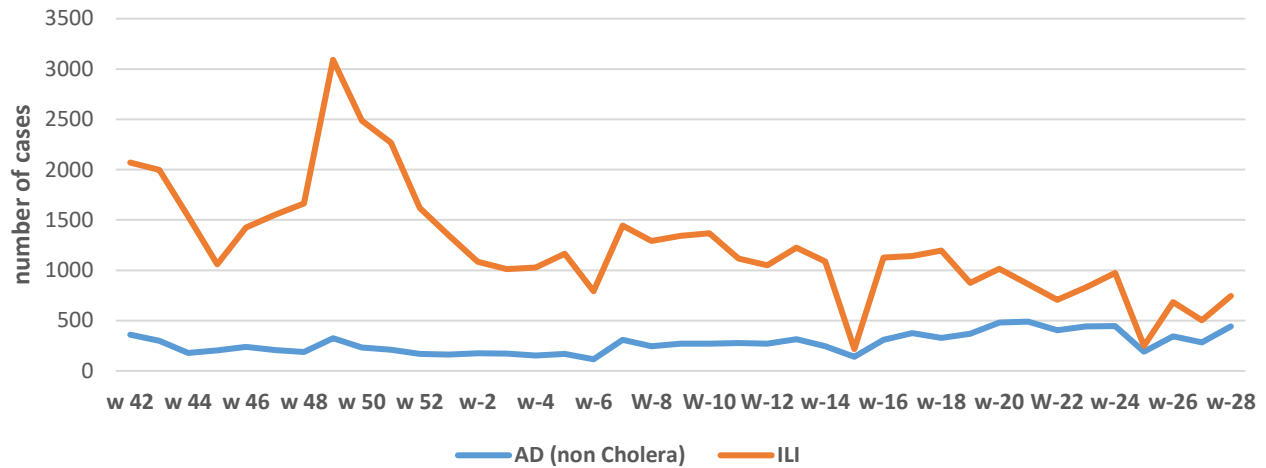


Figure 1: In week 28-2024, disease trends of ILI and acute diarrhea (non-cholera).

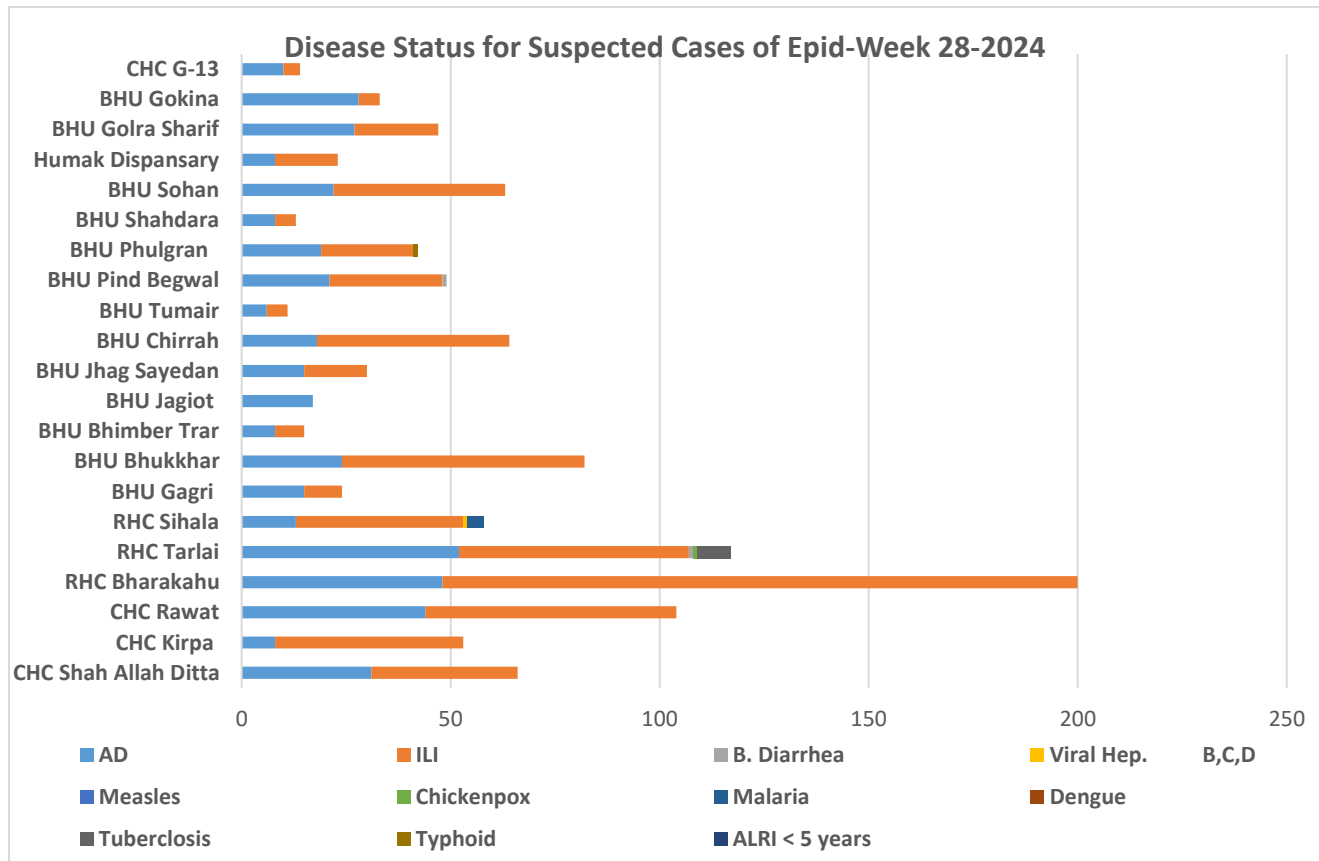


Figure 2: In week 28-2024, ILI has the upper trend with 666 cases followed by acute diarrhea (non-cholera) 442 cases.



Ministry of National Health Services,
Regulation and Coordination,
Government of Pakistan



Ministry of National Health Services Regulations and Coordination



Most frequently reported cases during epid week 19 to 28- 2024

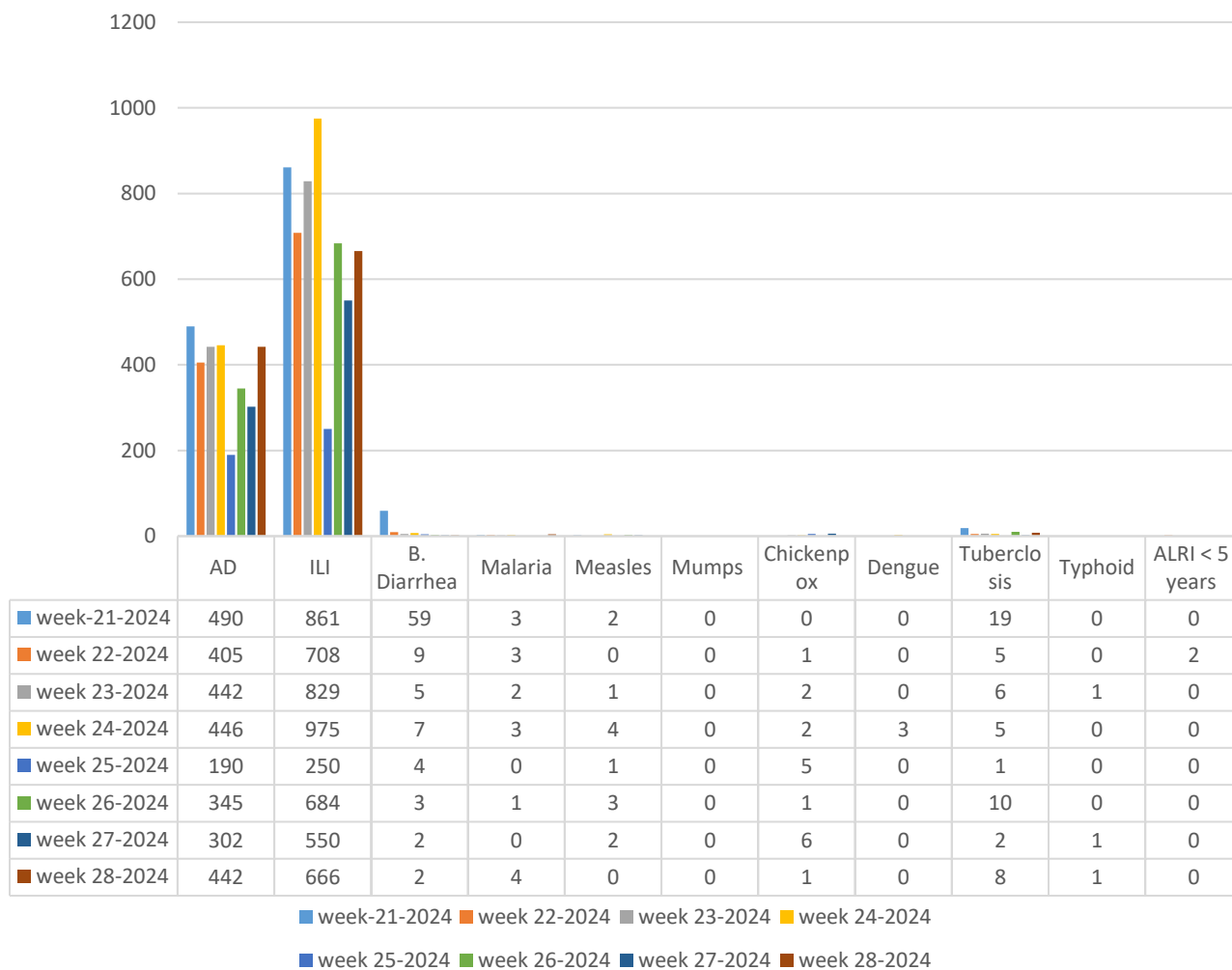


Figure 3: There is decrease in number of AD (non-Cholera) & in ILI cases week 28-2024.

COVID highlight

Sampling Reports 08th to 14th. July. 2024

Total Positive	Total Negative	Total Pending	Total Sample Taken
0	10	0	10

Table 3: Showing 0 % positivity rate during epidemiological week 28-2024.

Expanded Program on Immunization activities of Health Department ICT

EPI in Pakistan is coordinated at Federal Directorate of Immunization under the Ministry of National Health Services and Regulation Coordination (NHSR&C). The EPI program shall be including vaccines for prevention of vaccine preventable diseases among the adolescents and older age groups as the evidence of vaccines' effectiveness is acquired and advised by the NITAG. The immunization schedule shall thus be periodically updated as and when required depending upon the local disease burden and requirements. The health department with an objective to improve the health of all works on prevention of the diseases EPI is one of the major components. The EPI at district level is managed and supported by staff at district level and the EPI services are provided at Union council level through Fixed Centers, Outreach Vaccination sites and mobile if applicable.

Total EPI Coverage Antigen wise coverage in ICT rural during week
28-2024

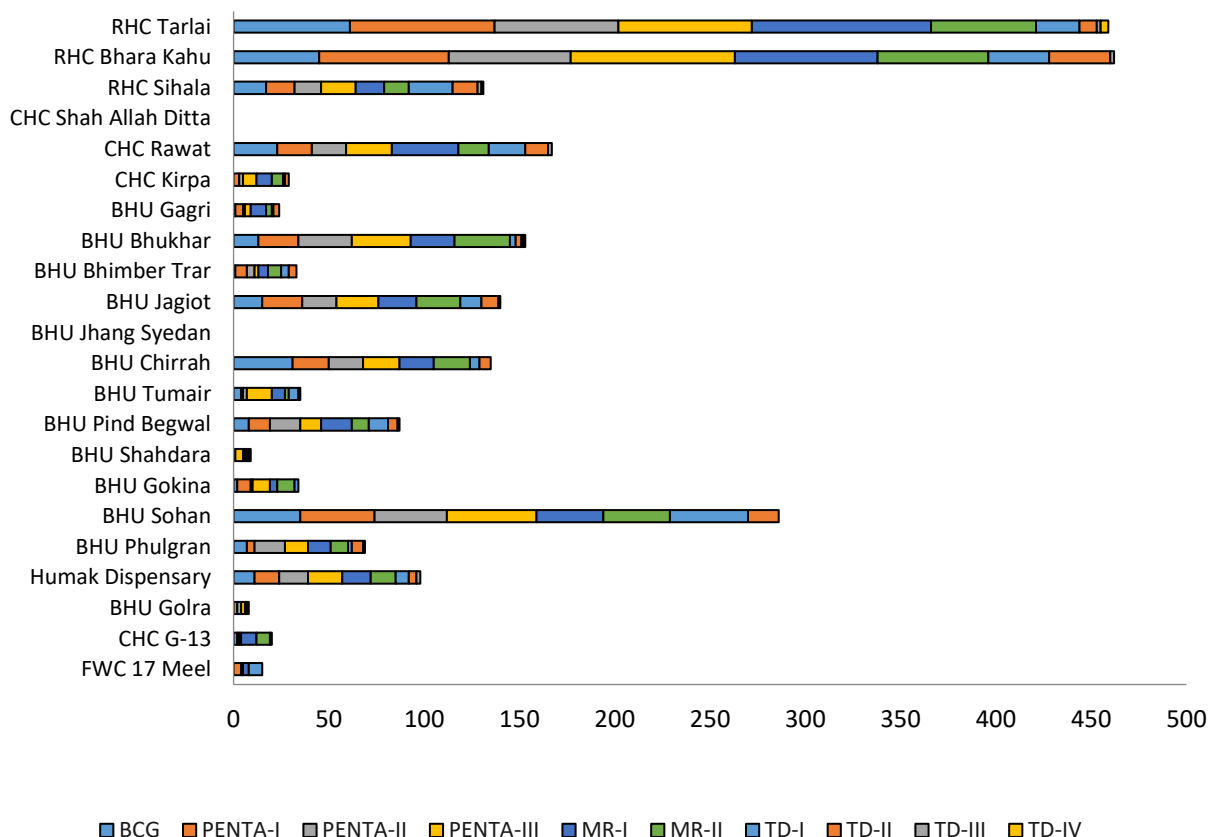


Figure 4: In week 28-2024, total coverage vaccine wise. BCG 276, Penta I 334, Penta II 323, Penta III 399, MR I 314, MR II 505, TD-I 172, TD-II 129, TD-III 25 and TD-IV-V 10.

Total EPI Coverage in ICT rural during week 28-2024

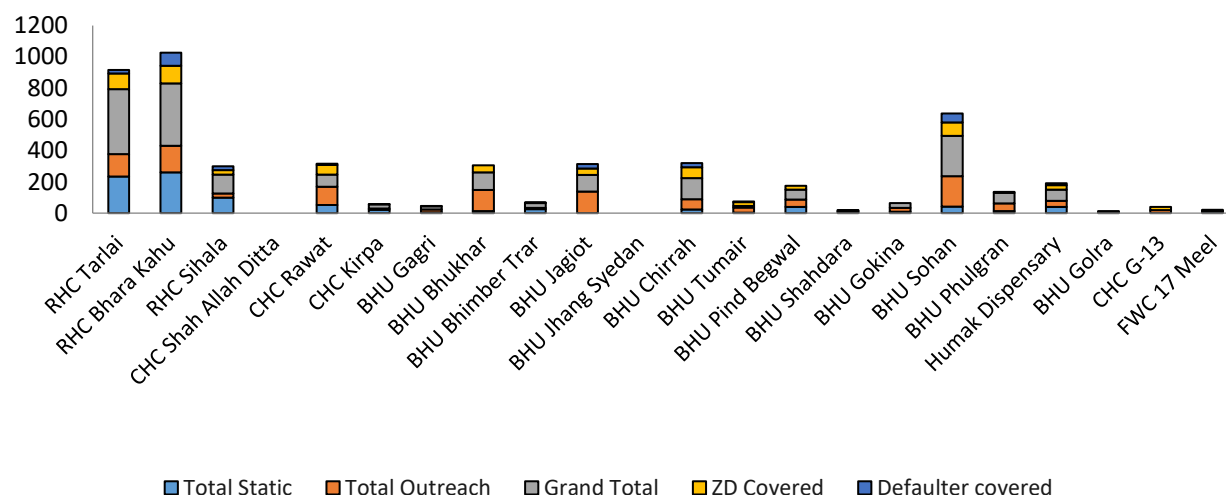


Figure 5: In week 28-2024, Total static coverage was 910, Outreach total was 1234, Zero dose covered were 68, and defaulter covered were 280.

Total EPI coverage of Private sector hospitals antigen wise- Week 28-2024

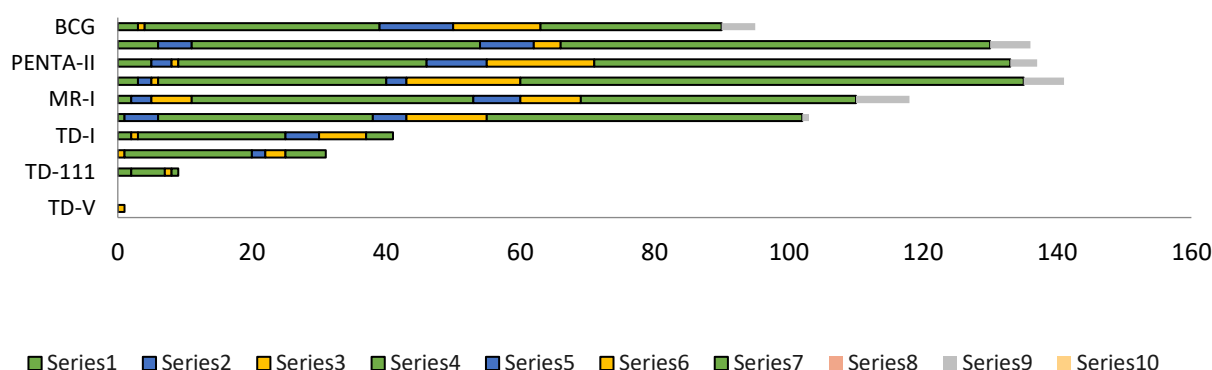


Figure 6: There is vaccine coverage of Public private partnership with private hospitals. In week 28-2024 a total of 383 doses of different antigen were given by hospitals in private sector.

Mobile Services Unit Activities of Health Department ICT

The health department with an objective to improve the health of all, free medical camps are routine activity to provide preventive and curative health services to far rural areas in Islamabad. Two medical camps were held in rural area this week at UC SAD & ALIPUR.

MSU Camp at Said Pur Village

1. 126 patients were examined and given treatment.
2. 83 clients were accessed for FP services.
4. 02 children received routine immunization vaccinations





Ministry of National Health Services,
Regulation and Coordination,
Government of Pakistan



Ministry of National Health Services Regulations and Coordination



MSU Camp at Alipur 11-07-2024

1. 168 patients were examined and given treatment.
2. 96 clients were accessed for FP services.
4. 07 children received routine immunization vaccinations and 10 patients screened





Ministry of National Health Services,
Regulation and Coordination,
Government of Pakistan



Ministry of National Health Services Regulations and Coordination



Dengue Situation Report



OFFICE OF THE DISTRICT HEALTH OFFICER ISLAMABAD, ICT ACTIVITY REPORT OF DENGUE POSITIVE CASES, ADMITTED IN ISLAMABAD RELEASED ON 18 JULY 2024 (DATA FROM 1 JANUARY TO 18 JULY 2024, 3:00 PM)

A. Patients Count

New Patients in Last 24 Hours	Rural Area Patients		Urban Area Patients		Total Patients in Islamabad	Registration of patients from other districts in ISB	Wrong address, Number & duplicate
	Last 24 Hours	Total cases	Last 24 Hours	Total cases			
0	0	8	0	4	12	3	0

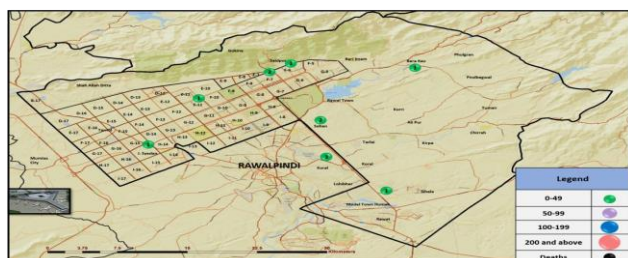
B. Hospital Admission

S. No	Name of Hospital	Last 24 Hour Patients	Total Patients	Deaths	
				Number	Areas
1	PAKISTAN INSTITUTE OF MEDICAL SCIENCES (PIMS)	0	0	0	
2	FG POLY CLINIC HOSPITAL	0	0	0	
3	CAPITAL HOSPITAL	0	1	0	
4	SHIFA INTERNATIONAL	0	0	0	
5	FEDERAL GENERAL HOSPITAL	0	0	0	
6	B.B HOSPITAL (RWP)	0	1	0	
7	HOLY FAMILY HOSPITAL (RWP)	0	2	0	
8	DHQ HOSPITALS (RWP)	0	0	0	
9	PRIVATE LABORATORY/Others	0	8	0	
Total		0	12	0	

C. Response by Teams

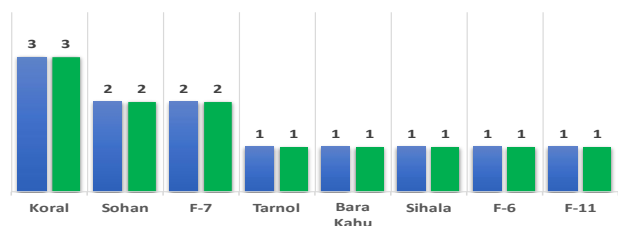
Rural			Urban			
Cases response in rural			Action taken in urban limits			
Total cases	Responded in 24 Hr	Total case responded	IRS 24 Hour	Total IRS	Fogging 24 Hour	Total Fogging
8	0	8	0	160	0	0

Case response in urban			Action taken in urban limits			
Total cases	Responded in 24 Hr	Total case responded	IRS 24 Hour	Total IRS	Fogging 24 Hour	Total Fogging
4	0	4	0	92	0	0

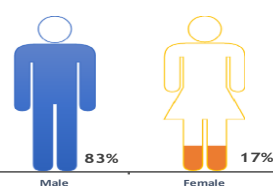


Dengue cases response in Islamabad 2024

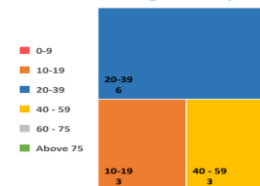
■ Number of cases ■ Cases responded



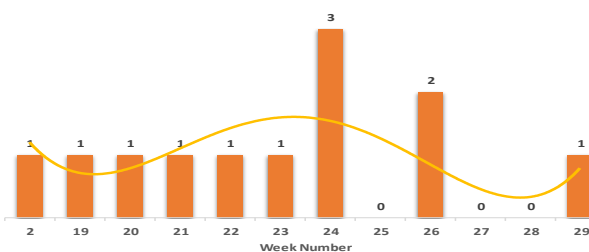
Affected Gender



Affected Age Group



Weekwise Dengue Cases in Islamabad 2024





Ministry of National Health Services,
Regulation and Coordination,
Government of Pakistan



Ministry of National Health Services Regulations and Coordination



Dengue Surveillance Pictures

