

Weekly Epidemiological Bulletin

Integrated Disease Surveillance and response system

Islamabad week 29-2024 (15 July -21 July, 2024)

Highlight

Table 1: District most frequently suspected cases reported during Epidemiological week-29

Disease	AD	ILI	B. Diarrhea	Measles	Chick enpox	Viral Hep B C & D	Malaria	Tubercu losis	ALRI < 5 years
CHC Shah Allah Ditta	37	15							
CHC Kirpa	18	35							
CHC Rawat	43	61							
RHC Bhara kahu	32	106							
RHC Tarlai	35	50	02						02
RHC Sihala	15	28	02			02			
BHU Gagri	10	18							
BHU Bhukkhar	27	59							
BHU Bhimber Trar	04	03							
BHU Jagiot	19	01							
BHU Jhang Syedan	17	13							
BHU Chirrah	24	41							
BHU Tumair	06	05	01						
BHU Pind Begwal	15	14							
BHU Phulgran	14	15							
BHU Shahdara	02	09							
BHU Sohan	26	38		01		01			
Humak Dispensary	07	14							
BHU Golra Sharif	19	11							
BHU Gokina	03	10							
CHC G-13	08	03							

01 case of Facial AFP & 01 of Suspected mumps in RHC Tarlai

Table 2: Showing week 27-2024 to 29-2024 IDSR –SITUATION REPORT

S No.		Week 27	Week 28	Week 29
1	Number of sites Reported	21	21	21
2	Influenza like Illness	550	666	552
3	AD (non-Cholera)	302	442	379
4	Bloody Diarrhea	02	01	05
5	Chickenpox/Varicella	06	01	0
6	Malaria	0	04	0
7	ALRI < 5 years	0	0	02
8	Measles	02	0	01
9	Typhoid	01	01	0
10	Dengue	0	0	02

Week wise case report of AD & ILI, ICT

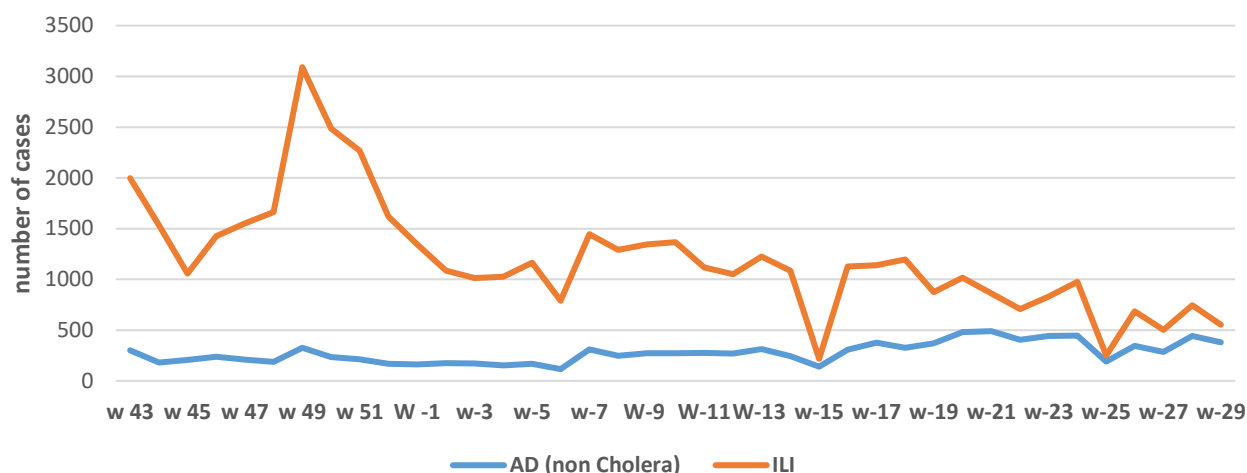


Figure 1: In week 29-2024, disease trends of ILI and acute diarrhea (non-cholera).

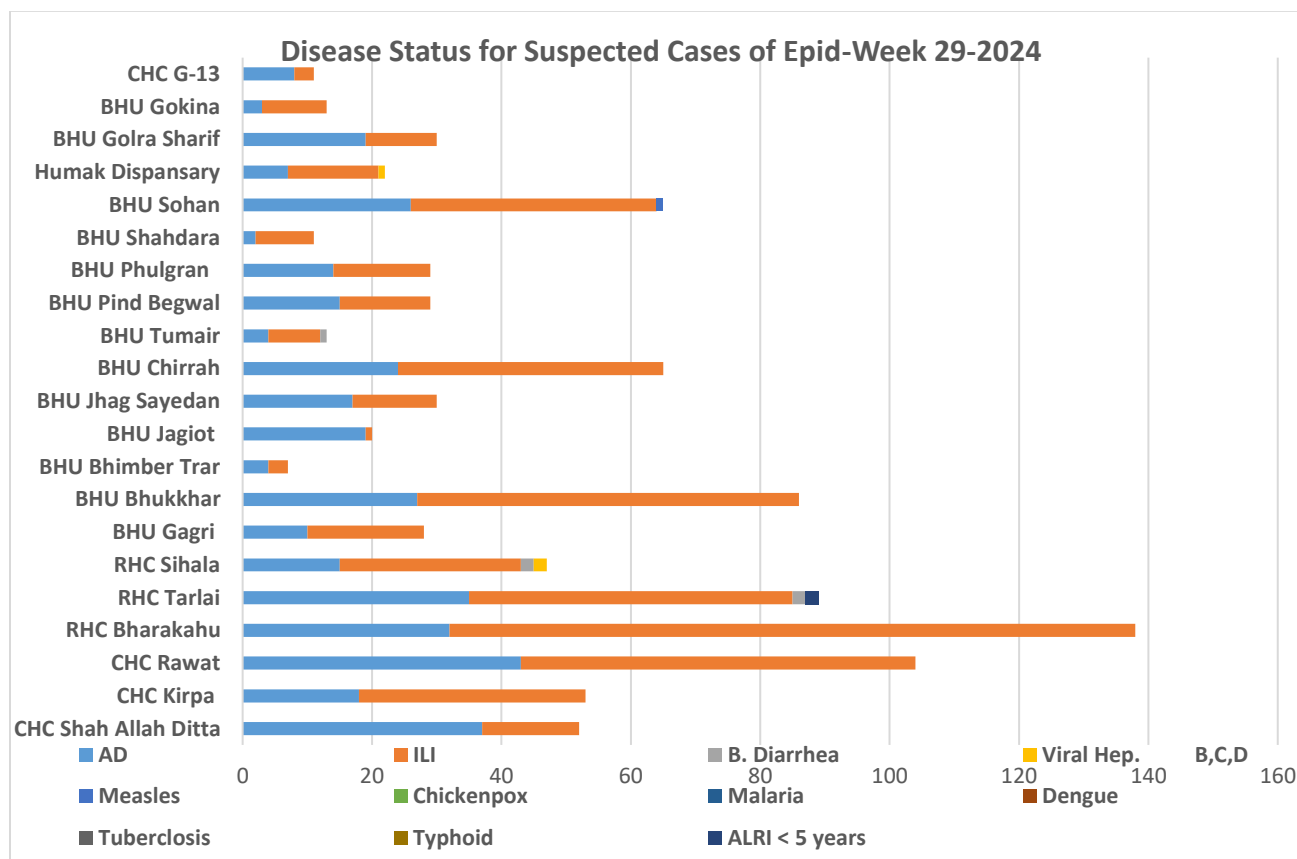


Figure 2: In week 29-2024, ILI has the upper trend with 552 cases followed by acute diarrhea (non-cholera) 379 cases.



Ministry of National Health Services,
Regulation and Coordination,
Government of Pakistan



Ministry of National Health Services Regulations and Coordination



WHO

Most frequently reported cases during epid week 22 to 29- 2024

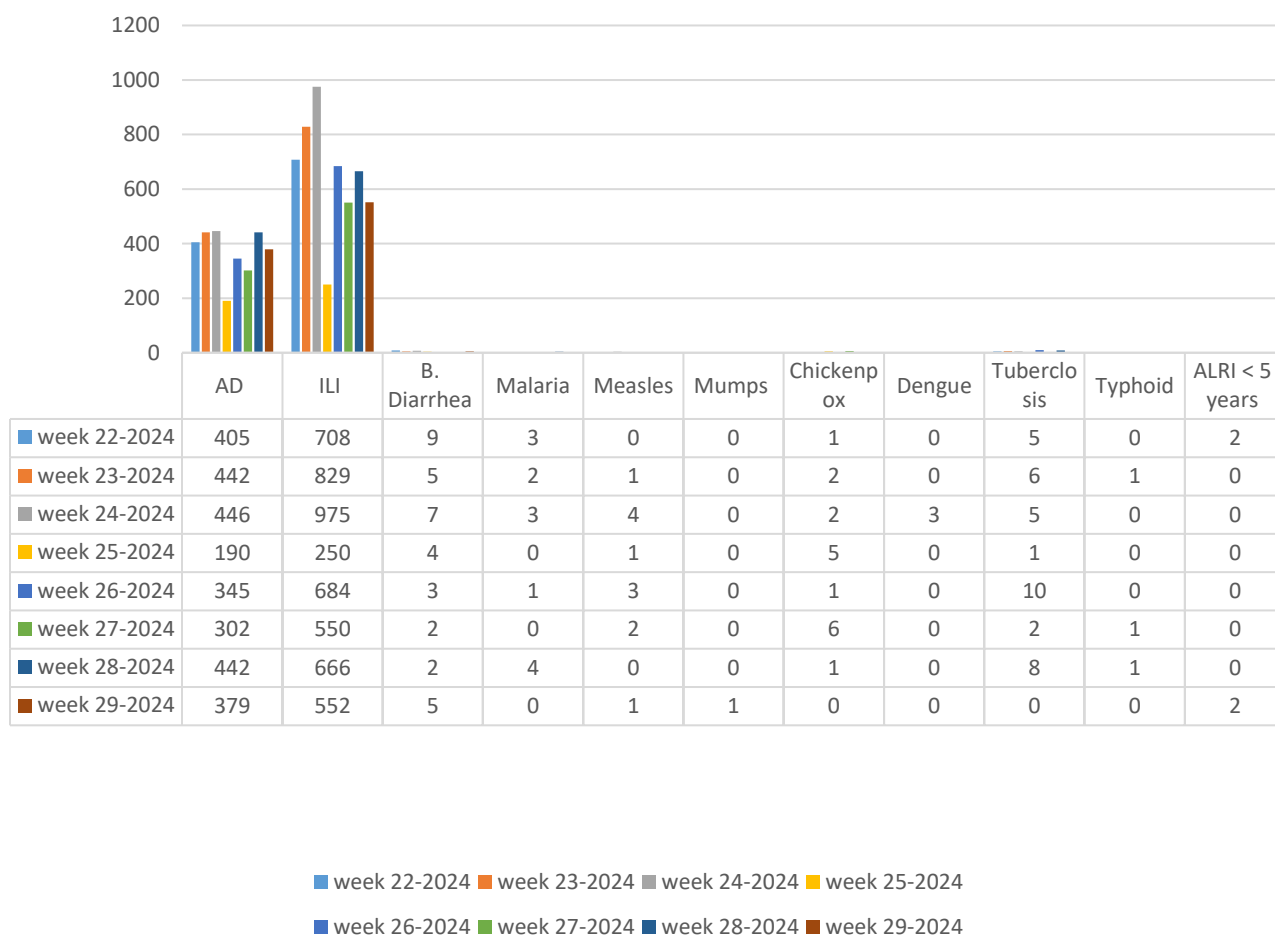


Figure 3: There is decrease in number of AD (non-Cholera) & in ILI cases week 29-2024.

COVID highlight

Sampling Reports 15th to 21st. July. 2024

Total Positive	Total Negative	Total Pending	Total Sample Taken
0	10	0	10

Table 3: Showing 0 % positivity rate during epidemiological week 29-2024.

Expanded Program on Immunization activities of Health Department ICT

EPI in Pakistan is coordinated at Federal Directorate of Immunization under the Ministry of National Health Services and Regulation Coordination (NHSR&C). The EPI program shall be including vaccines for prevention of vaccine preventable diseases among the adolescents and older age groups as the evidence of vaccines' effectiveness is acquired and advised by the NITAG. The immunization schedule shall thus be periodically updated as and when required depending upon the local disease burden and requirements. The health department with an objective to improve the health of all works on prevention of the diseases EPI is one of the major components. The EPI at district level is managed and supported by staff at district level and the EPI services are provided at Union council level through Fixed Centers, Outreach Vaccination sites and mobile if applicable.

Total EPI Coverage Antigen wise coverage in ICT rural during week 29-2024

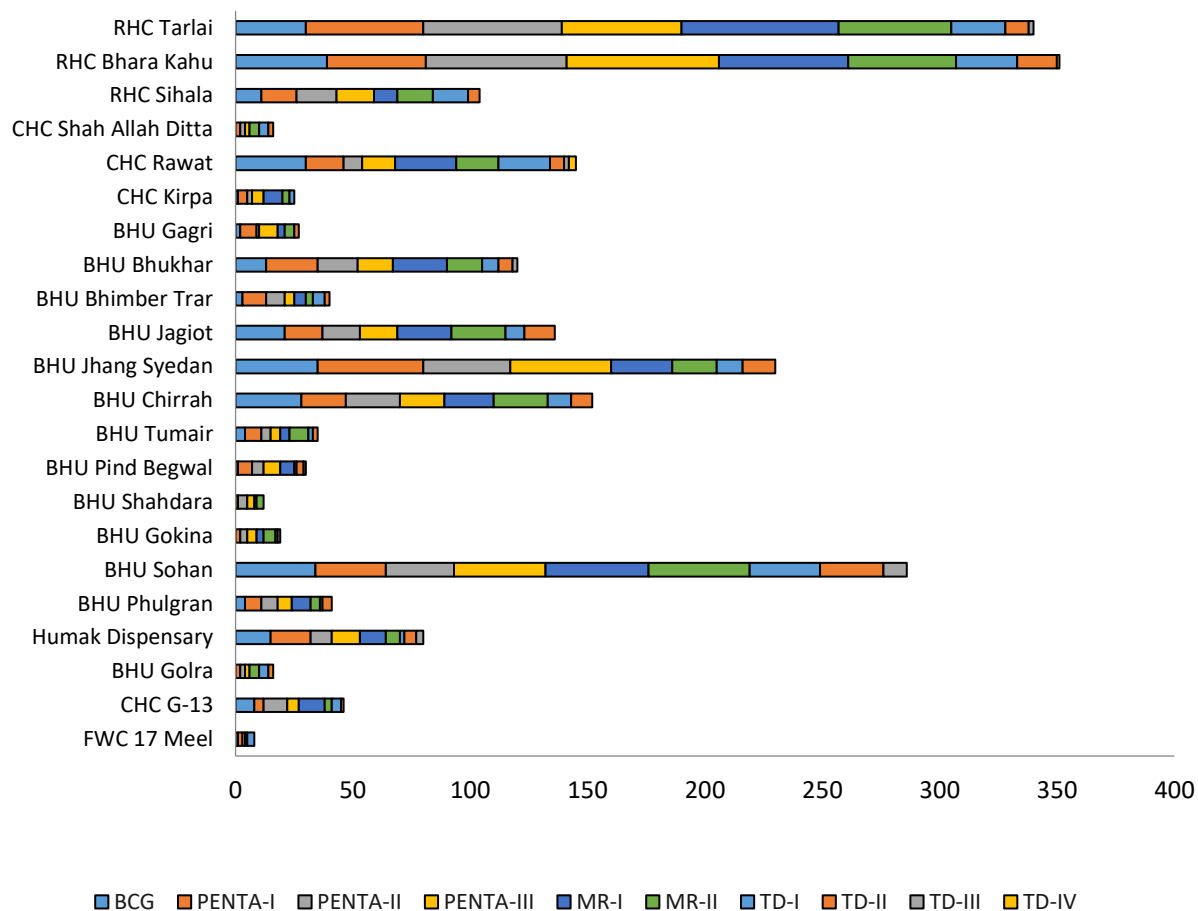


Figure 4: In week 29-2024, total coverage vaccine wise. BCG 280, Penta I 326, Penta II 323, Penta III 341, MR I 356, MR II 297, TD-I 180, TD-II 131, TD-III 21 and TD-IV-V 04.



Ministry of National Health Services,
Regulation and Coordination,
Government of Pakistan



Ministry of National Health Services Regulations and Coordination



Total EPI Coverage in ICT rural during week 29-2024

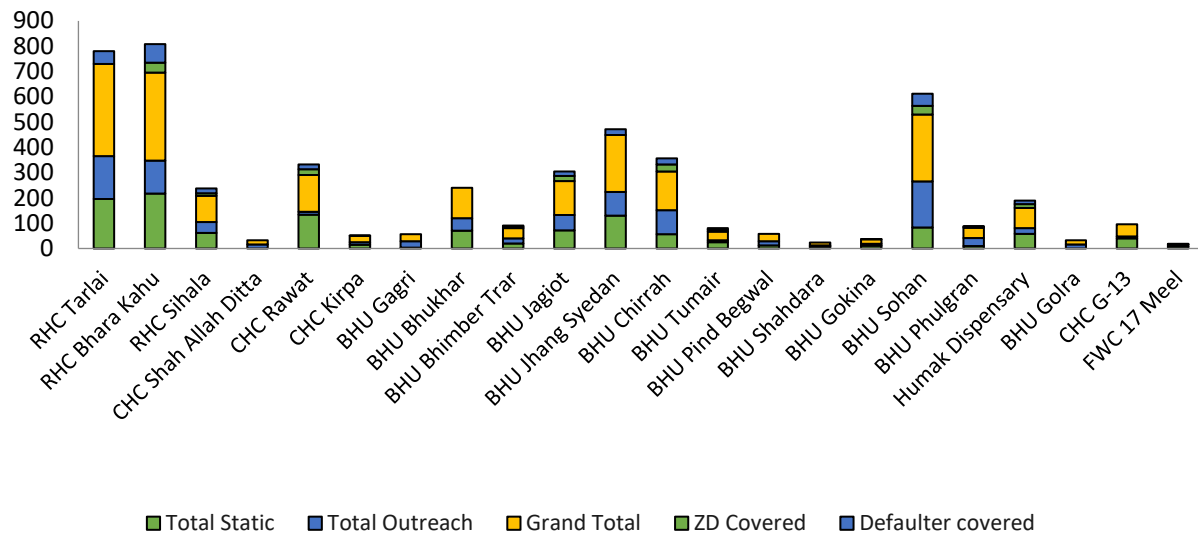


Figure 5: In week 29-2024, Total static coverage was 1229, Outreach total was 1021, Zero dose covered were 189, and defaulter covered were 306.

Total EPI coverage of Private sector hospitals antigen wise- Week 29-2024

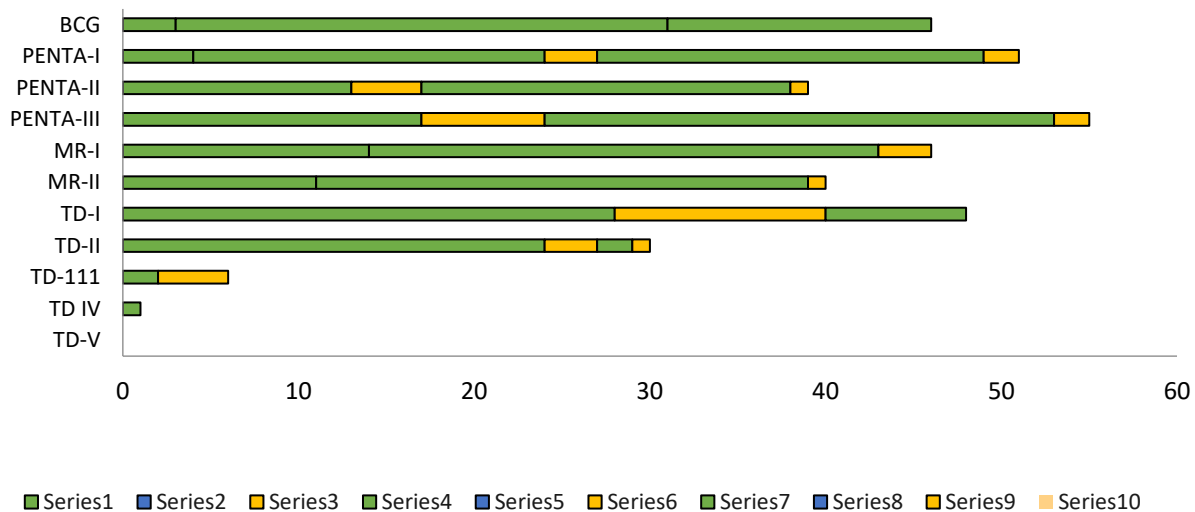


Figure 6: There is vaccine coverage of Public private partnership with private hospitals. In week 29-2024 a total of 369 doses of different antigen were given by hospitals in private sector.

Mobile Services Unit Activities of Health Department ICT

The health department with an objective to improve the health of all, free medical camps are routine activity to provide preventive and curative health services to far rural areas in Islamabad. medical camp was held in rural area this week at UC Kurri.

MSU Camp at Malot

1. 108 patients were examined and given treatment.
2. 65 clients were accessed for FP services.
4. 08 children received routine immunization vaccinations





Ministry of National Health Services,
Regulation and Coordination,
Government of Pakistan



Ministry of National Health Services Regulation and Coordination



Dengue Situation Report



OFFICE OF THE DISTRICT HEALTH OFFICER ISLAMABAD, ICT ACTIVITY REPORT OF DENGUE POSITIVE CASES, ADMITTED IN ISLAMABAD RELEASED ON 18 JULY 2024 (DATA FROM 1 JANUARY TO 18 JULY 2024, 3:00 PM)

A. Patients Count

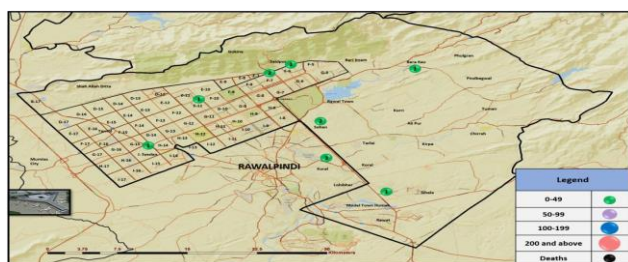
New Patients in Last 24 Hours	Rural Area Patients		Urban Area Patients		Total Patients in Islamabad	Registration of patients from other districts in ISB	Wrong address, Number & duplicate
	Last 24 Hours	Total cases	Last 24 Hours	Total cases			
0	0	8	0	4	12	3	0

B. Hospital Admission

S. No	Name of Hospital	Last 24 Hour Patients	Total Patients	Deaths	
				Number	Areas
1	PAKISTAN INSTITUTE OF MEDICAL SCIENCES (PIMS)	0	0	0	
2	FG POLY CLINIC HOSPITAL	0	0	0	
3	CAPITAL HOSPITAL	0	1	0	
4	SHIFA INTERNATIONAL	0	0	0	
5	FEDERAL GENERAL HOSPITAL	0	0	0	
6	B.B HOSPITAL (RWP)	0	1	0	
7	HOLY FAMILY HOSPITAL (RWP)	0	2	0	
8	DHQ HOSPITALS (RWP)	0	0	0	
9	PRIVATE LABORATORY/Others	0	8	0	
Total		0	12	0	

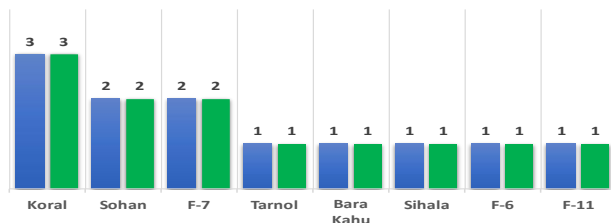
C. Response by Teams

Rural							Urban						
Cases response in rural			Action taken in rural limits				Case response in urban			Action taken in urban limits			
Total cases	Responded in 24 Hr	Total case responded	IRS 24 Hour	Total IRS	Fogging 24 Hour	Total Fogging	Total cases	Responded in 24 Hr	Total case responded	IRS 24 Hour	Total IRS	Fogging 24 Hour	Total Fogging
8	0	8	0	160	0	0	4	0	4	0	92	0	0

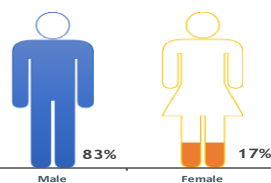


Dengue cases response in Islamabad 2024

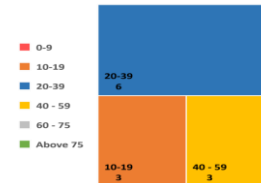
■ Number of cases ■ Cases responded



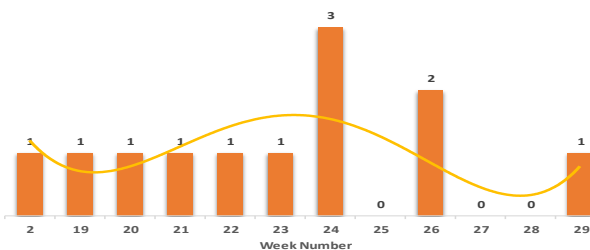
Affected Gender



Affected Age Group



Weekwise Dengue Cases in Islamabad 2024





Ministry of National Health Services,
Regulation and Coordination,
Government of Pakistan



Ministry of National Health Services Regulations and Coordination



Dengue Surveillance Pictures

