

Weekly Epidemiological Bulletin

Integrated Disease Surveillance and response system

Islamabad week 32-2024 (04 August -11 August, 2024)

Highlight

Table 1: District most frequently suspected cases reported during Epidemiological week-32

Disease	AD	ILI	B. Diarrhea	Measles	Chick enpox	Viral Hep B C & D	Malaria	Tuberculosis	ALRI < 5 years
CHC Shah Allah Ditta	52	48							
CHC Kirpa	14	85							
CHC Rawat	40	49							
RHC Bhara kahu	36	244	02					01	
RHC Tarlai	60	73	01					12	03
RHC Sihala	19	49	5				02		
BHU Gagri	8	24							
BHU Bhukhar	27	40							
BHU Bhimber Trar	8	12							
BHU Jagiot	17	0							
BHU Jhang Syedan	23	37							
BHU Chirrah	22	57							
BHU Tumair	5	4							
BHU Pind Begwal	19	15							
BHU Phulgran	18	20							
BHU Shahdara	07	10							
BHU Sohan	35	16							
Humak Dispensary	08	25							
BHU Golra Sharif	35	17							
BHU Gokina	03	23							
CHC G-13	15	10							

Table 2: Showing week 30-2024 to 32-2024 IDSR –SITUATION REPORT

S No.		Week 30	Week 31	Week 32
1	Number of sites Reported	21	21	21
2	Influenza like Illness	731	748	858
3	AD (non-Cholera)	469	475	471
4	Bloody Diarrhea	07	07	08
5	Chickenpox/Varicella	01	0	0
6	Malaria	03	01	02
7	ALRI < 5 years	0	03	03
8	Measles	0	0	0
9	Typhoid	0	0	0
10	Dengue	01	0	03

Week wise case report of AD & ILI, ICT

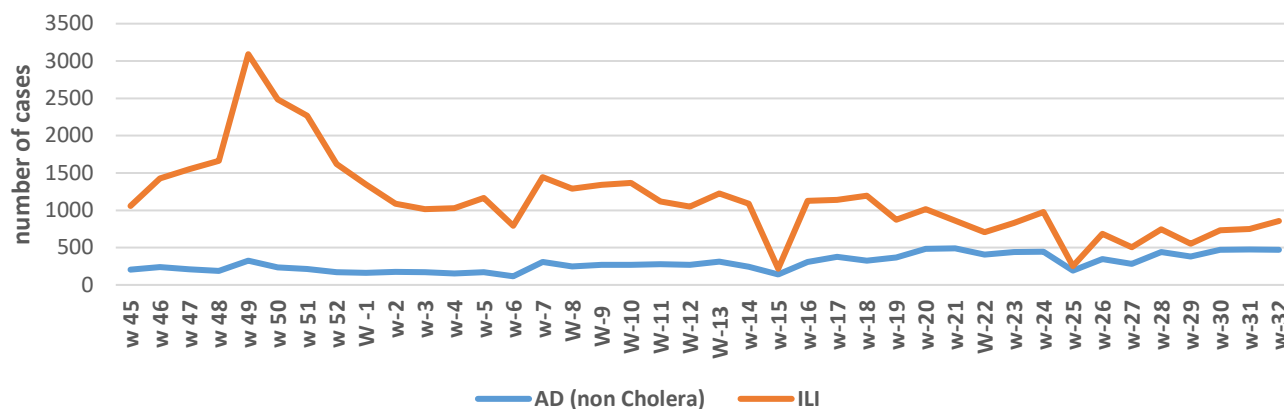


Figure 1: In week 32-2024, disease trends of ILI and acute diarrhea (non-cholera).

Disease Status for Suspected Cases of Epid-Week 32-2024

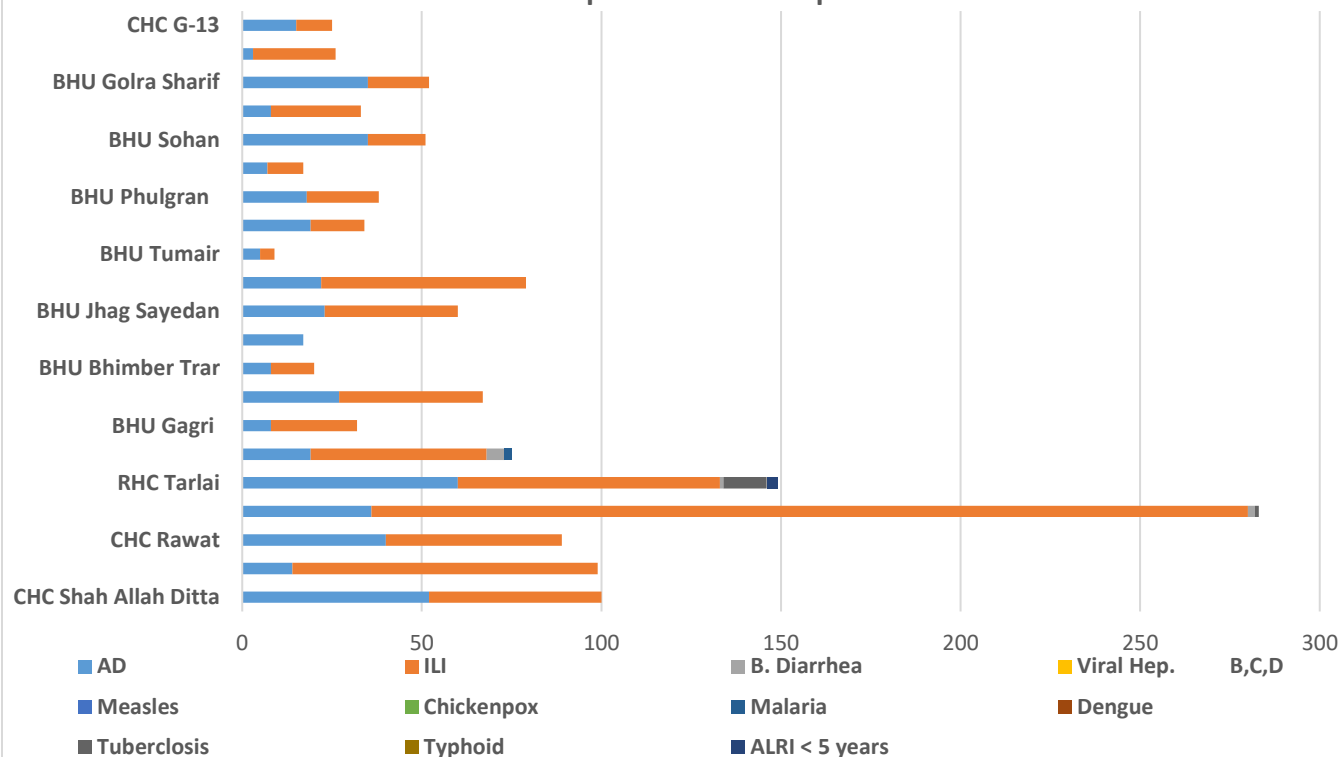


Figure 2: In week 32-2024, ILI has the upper trend with 858 cases followed by acute diarrhea (non-cholera) 471 cases.



Ministry of National Health Services,
Regulation and Coordination,
Government of Pakistan



Ministry of National Health Services Regulations and Coordination



Most frequently reported cases during epid week 22 to 32- 2024

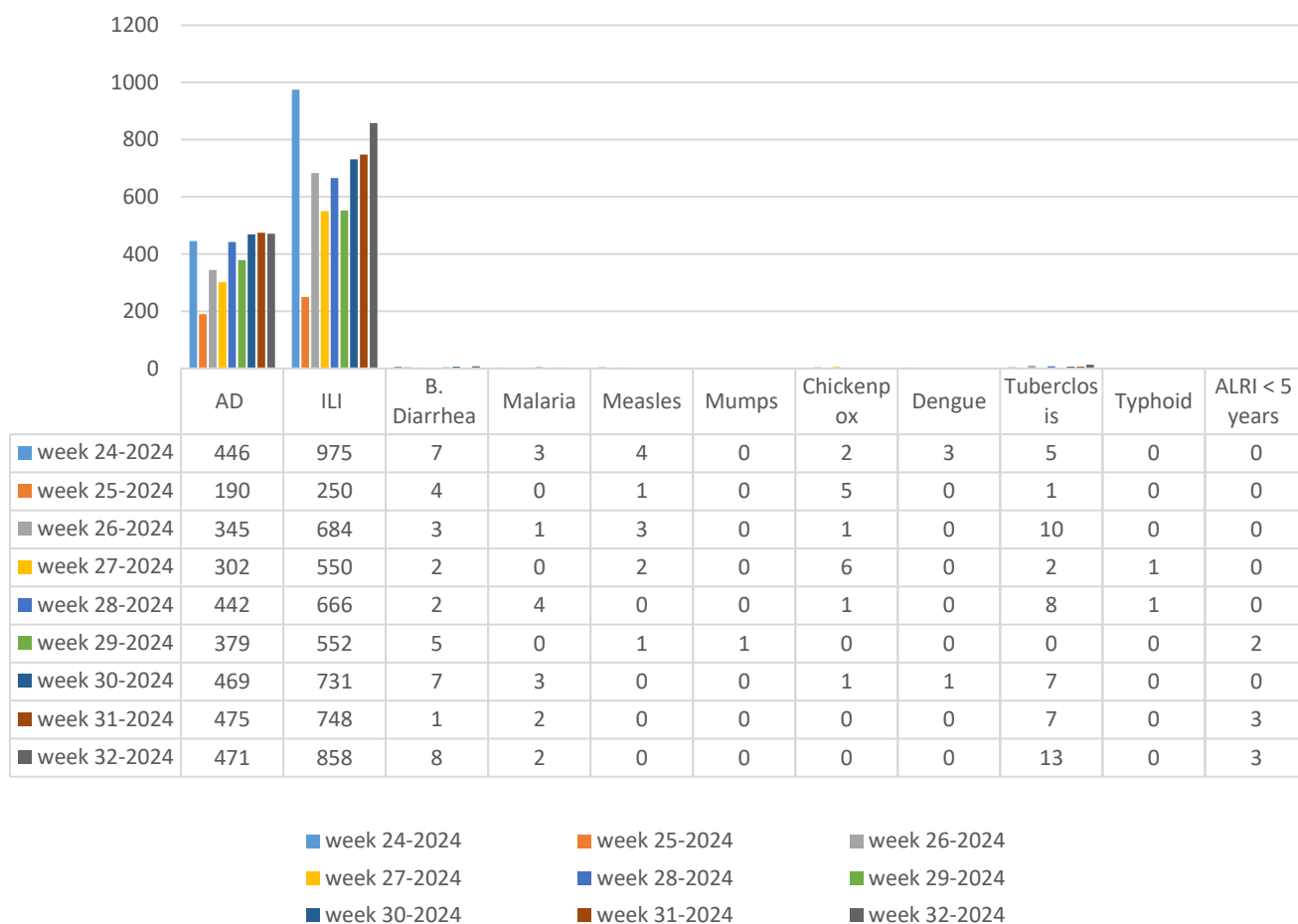


Figure 3: There is decrease in number of AD (non-Cholera) & in ILI cases week 32-2024.

COVID highlight

Sampling Reports July 04th to 11th. August. 2024

Total Positive	Total Negative	Total Pending	Total Sample Taken
0	10	0	10

Table 3: Showing 0 % positivity rate during epidemiological week 32-2024.

Expanded Program on Immunization activities of Health Department ICT

EPI in Pakistan is coordinated at Federal Directorate of Immunization under the Ministry of National Health Services and Regulation Coordination (NHSR&C). The EPI program shall be including vaccines for prevention of vaccine preventable diseases among the adolescents and older age groups as the evidence of vaccines' effectiveness is acquired and advised by the NITAG. The immunization schedule shall thus be periodically updated as and when required depending upon the local disease burden and requirements. The health department with an objective to improve the health of all works on prevention of the diseases EPI is one of the major components. The EPI at district level is managed and supported by staff at district level and the EPI services are provided at Union council level through Fixed Centers, Outreach Vaccination sites and mobile if applicable.

Total EPI Coverage Antigen wise coverage in ICT rural during week 32-2024

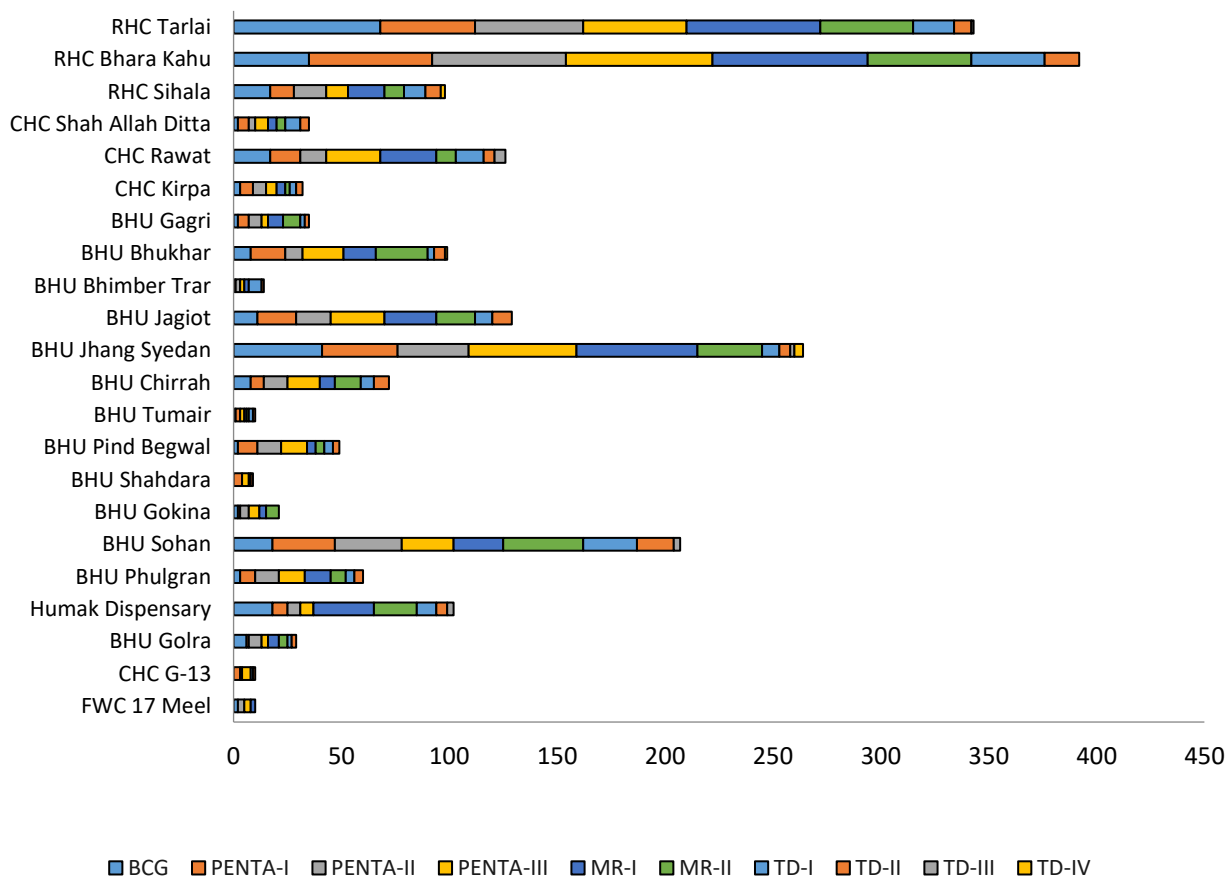


Figure 4: In week 32-2024, total coverage vaccine wise. BCG 264, Penta I 281, Penta II 297, Penta III 350, MR I 374, MR II 287, TD-I 166, TD-II 106, TD-III 14 and TD-IV-V 07.



Ministry of National Health Services,
Regulation and Coordination,
Government of Pakistan



Ministry of National Health Services Regulations and Coordination
.....



Total EPI Coverage in ICT rural during week 32-2024

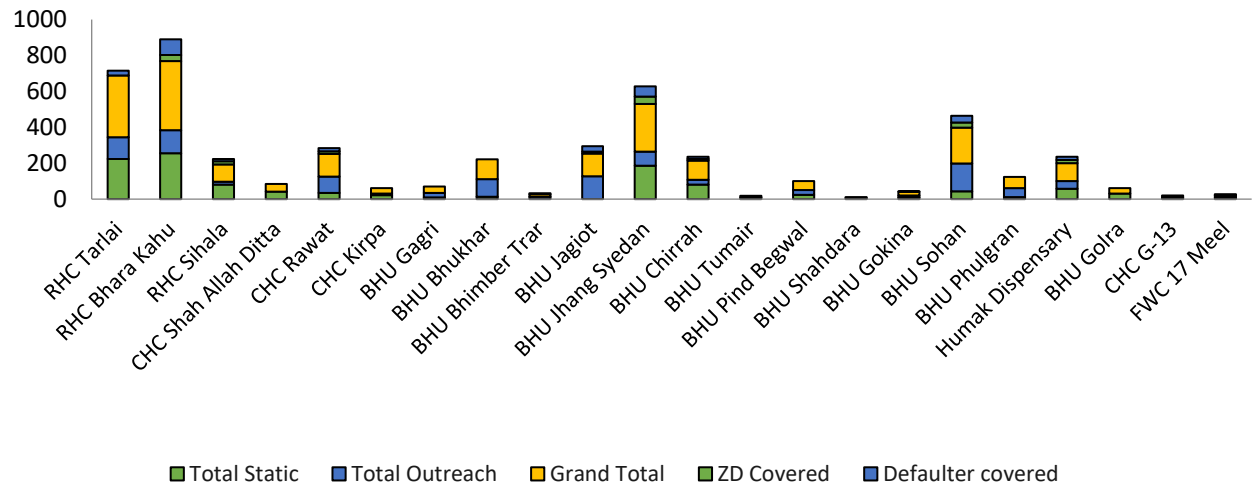


Figure 5: In week 32-2024, Total static coverage was 1143, Outreach total was 1038 Zero dose covered were 176, and defaulter covered were 313.

Total EPI coverage of Private sector hospitals antigen wise- Week 32-2024

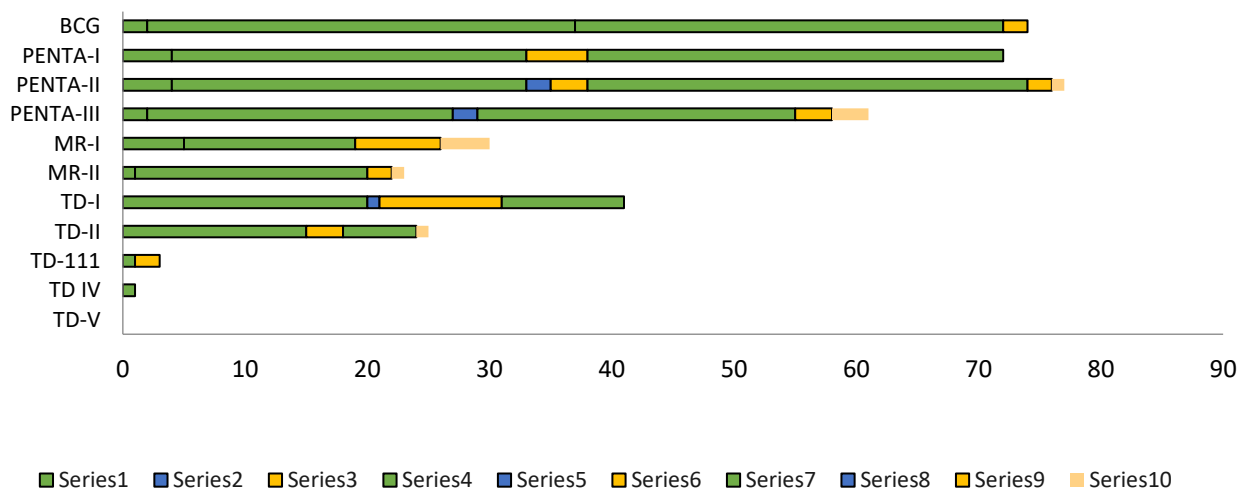


Figure 6: There is vaccine coverage of Public private partnership with private hospitals. In week 32-2024 a total of 412 doses of different antigen were given by hospitals in private sector.



Ministry of National Health Services,
Regulation and Coordination,
Government of Pakistan



Ministry of National Health Services Regulation and Coordination
.....



Dengue Situation Report



OFFICE OF THE DISTRICT HEALTH OFFICER ISLAMABAD, ICT ACTIVITY REPORT OF DENGUE POSITIVE CASES, ADMITTED IN ISLAMABAD RELEASED ON 13 AUGUST 2024 (DATA FROM 1 JANUARY TO 13 AUGUST 2024, 3:00 PM)

A. Patients Count

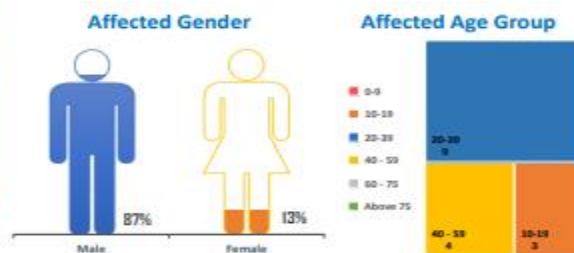
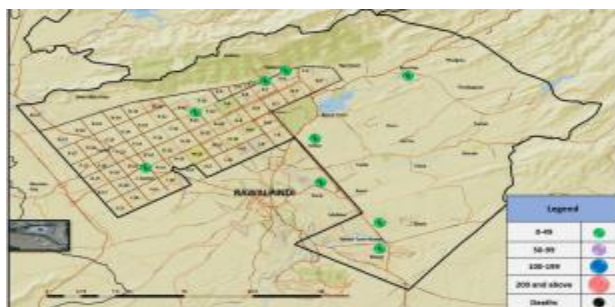
New Patients in Last 24 Hours	Rural Area Patients		Urban Area Patients		Total Patients in Islamabad	Registration of patients from other districts in ISB	Wrong address, Number & duplicate
	Last 24 Hours	Total cases	Last 24 Hours	Total cases			
0	0	12	0	4	16	3	0

B. Hospital Admission

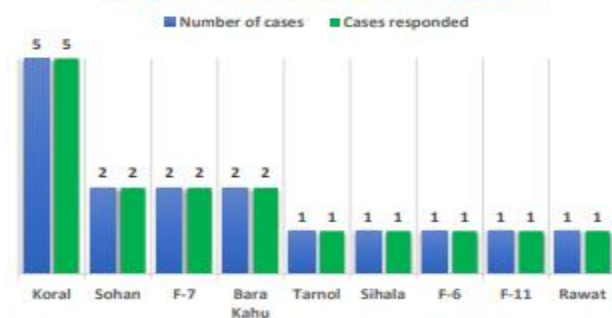
S. No	Name of Hospital	Last 24 Hour Patients	Total Patients	Deaths	
				Number	Areas
1	PAKISTAN INSTITUTE OF MEDICAL SCIENCES (PIMS)	0	1	0	
2	FG POLY CLINIC HOSPITAL	0	0	0	
3	CAPITAL HOSPITAL	0	1	0	
4	SHIFA INTERNATIONAL	0	0	0	
5	FEDERAL GENERAL HOSPITAL	0	0	0	
6	B.B HOSPITAL (RWP)	0	1	0	
7	HOLY FAMILY HOSPITAL (RWP)	0	4	0	
8	DHQ HOSPITALS (RWP)	0	1	0	
9	PRIVATE LABORATORY/Others	0	8	0	
Total		0	16	0	

C. Response by Teams

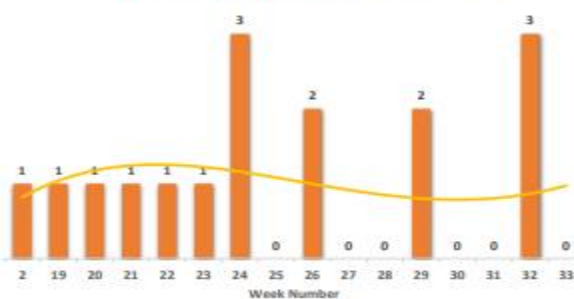
Rural							Urban						
Cases response in rural			Action taken in rural limits				Case response in urban			Action taken in urban limits			
Total cases	Responded in 24 Hr	Total case responded	IRS 24 Hour	Total IRS	Fogging 24 Hour	Total Fogging	Total cases	Responded in 24 Hr	Total case responded	IRS 24 Hour	Total IRS	Fogging 24 Hour	Total Fogging
12	0	12	0	179	0	0	4	0	4	0	92	0	0



Dengue cases response in Islamabad 2024



Weekwise Dengue Cases in Islamabad 2024





Ministry of National Health Services,
Regulation and Coordination,
Government of Pakistan



Ministry of National Health Services Regulations and Coordination



Dengue Surveillance Pictures

