

Weekly Epidemiological Bulletin

Integrated Disease Surveillance and response system

Islamabad week 34-2024 (19 August -25 August, 2024)

Highlight

Table 1: District most frequently suspected cases reported during Epidemiological week-34

Disease	AD	ILI	B. Diarrhea	Measles	Chick enpox	Viral Hep B C & D	Malaria	Tuberculosis	ALRI < 5 years
CHC Shah Allah Ditta	87	75							
CHC Kirpa	7	97							
CHC Rawat	27	93							
RHC Bhara kahu	78	318	1						
RHC Tarlai	55	130						13	1
RHC Sihala	16	95	7				5		
BHU Gagri	12	18							
BHU Bhukhar	42	32							
BHU Bhimber Trar	8	29							
BHU Jagiot	0	16							
BHU Jhang Syedan	18	28							
BHU Chirrah	12	84							
BHU Tumair	9	16							
BHU Pind Begwal	19	42							
BHU Phulgran	22	27							
BHU Shahdara	5	21							
BHU Sohan	35	15							
Humak Dispensary	15	39					2		
BHU Golra Sharif	17	25							
BHU Gokina	6	24							
CHC G-13	17	21							

Table 2: Showing week 32-2024 to 34-2024 IDSR –SITUATION REPORT

S No.		Week 32	Week 33	Week 34
1	Number of sites Reported	21	21	21
2	Influenza like Illness	858	878	1245
3	AD (non-Cholera)	471	431	507
4	Bloody Diarrhea	08	02	08
5	Chickenpox/Varicella	0	0	0
6	Malaria	02	02	07
7	ALRI < 5 years	03	02	01
8	Measles	0	0	0
9	Typhoid	0	0	0
10	Dengue	03	02	08

Week wise case report of AD & ILI, ICT

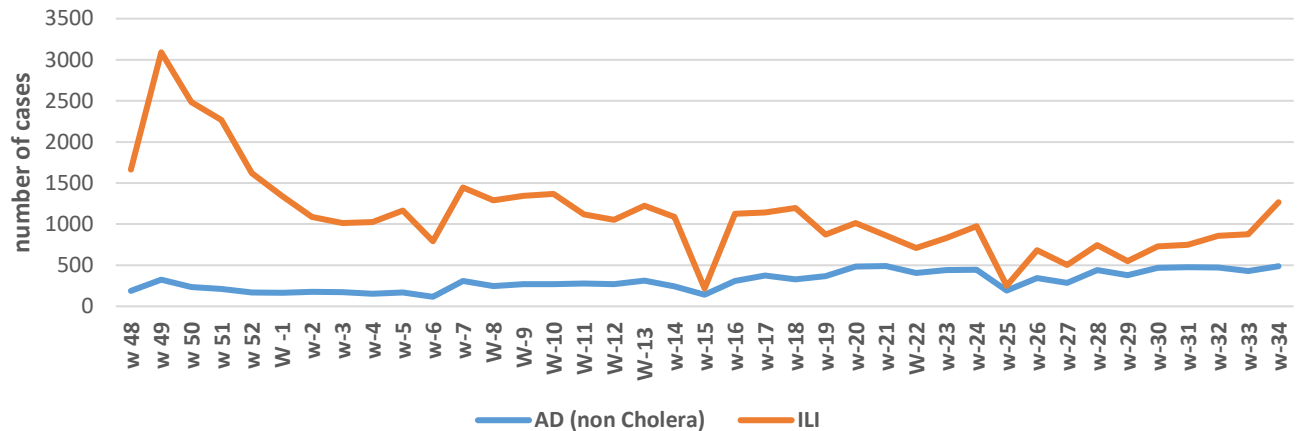


Figure 1: In week 34-2024, disease trends of ILI and acute diarrhea (non-cholera).

Disease Status for Suspected Cases of Epid-Week 34-2024

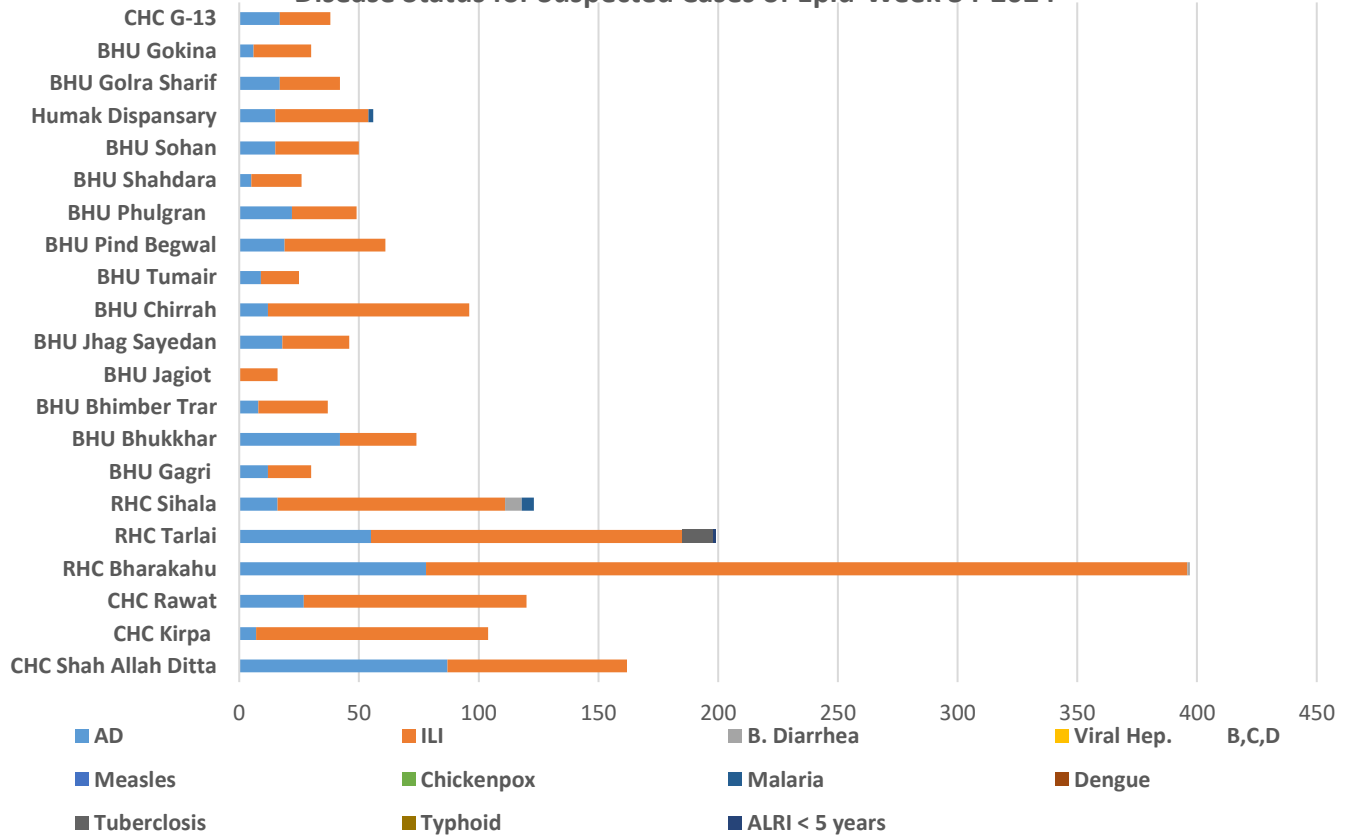


Figure 2: In week 34-2024, ILI has the upper trend with 1245 cases followed by acute diarrhea (non-cholera) 507 cases.



Ministry of National Health Services,
Regulation and Coordination,
Government of Pakistan



Ministry of National Health Services Regulations and Coordination
.....



Most frequently reported cases during epid week 22 to 34- 2024

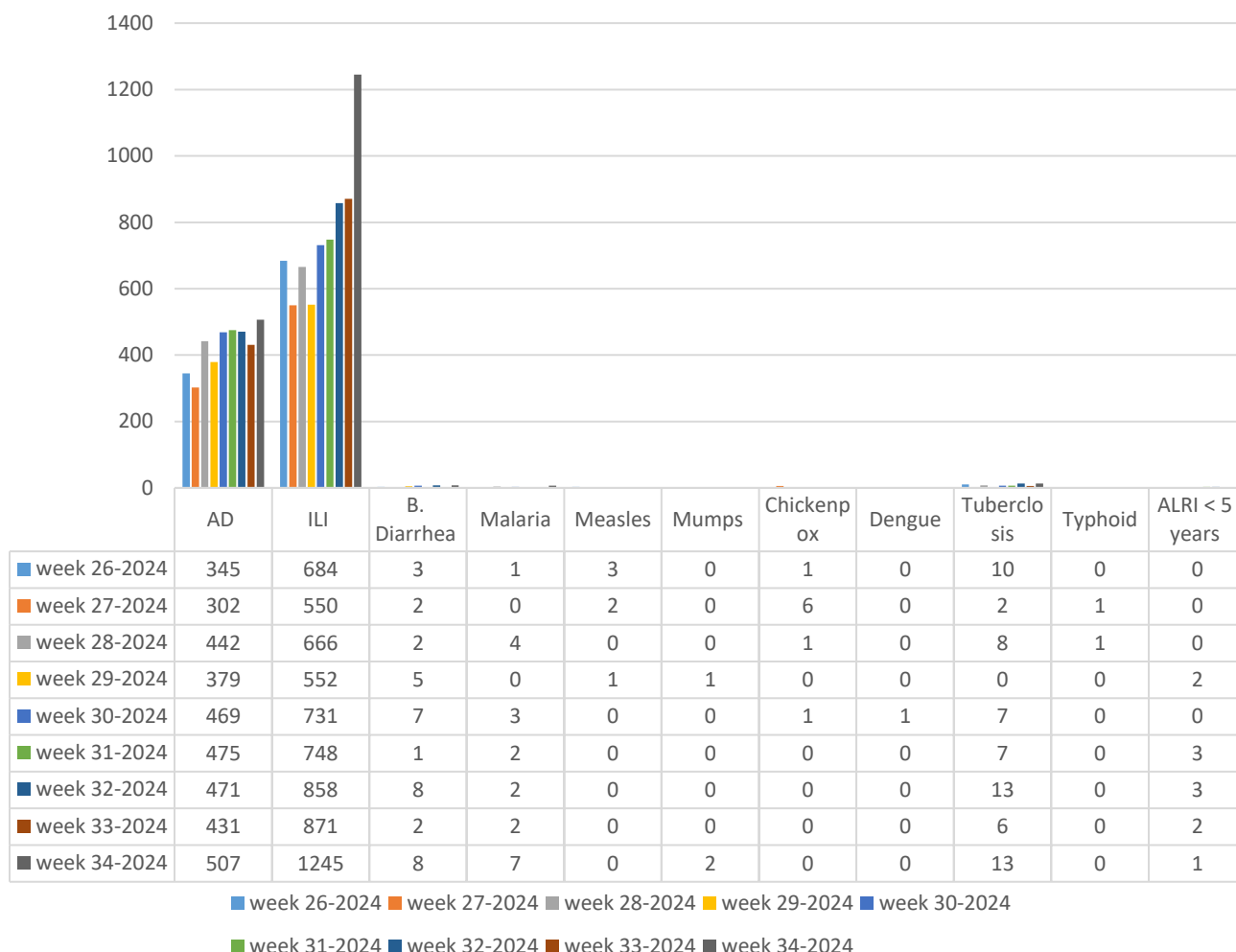


Figure 3: There is decrease in number of AD (non-Cholera) & in ILI cases week 34-2024.

COVID highlight

Sampling Reports July 19th to 25th. August. 2024

Total Positive	Total Negative	Total Pending	Total Sample Taken
0	0	0	0

Table 3: Showing 0 % positivity rate during epidemiological week 34-2024.

Expanded Program on Immunization activities of Health Department ICT

EPI in Pakistan is coordinated at Federal Directorate of Immunization under the Ministry of National Health Services and Regulation Coordination (NHSR&C). The EPI program shall be including vaccines for prevention of vaccine preventable diseases among the adolescents and older age groups as the evidence of vaccines' effectiveness is acquired and advised by the NITAG. The immunization schedule shall thus be periodically updated as and when required depending upon the local disease burden and requirements. The health department with an objective to improve the health of all works on prevention of the diseases EPI is one of the major components. The EPI at district level is managed and supported by staff at district level and the EPI services are provided at Union council level through Fixed Centers, Outreach Vaccination sites and mobile if applicable.

Total EPI Coverage Antigen wise coverage in ICT rural during week 34-2024

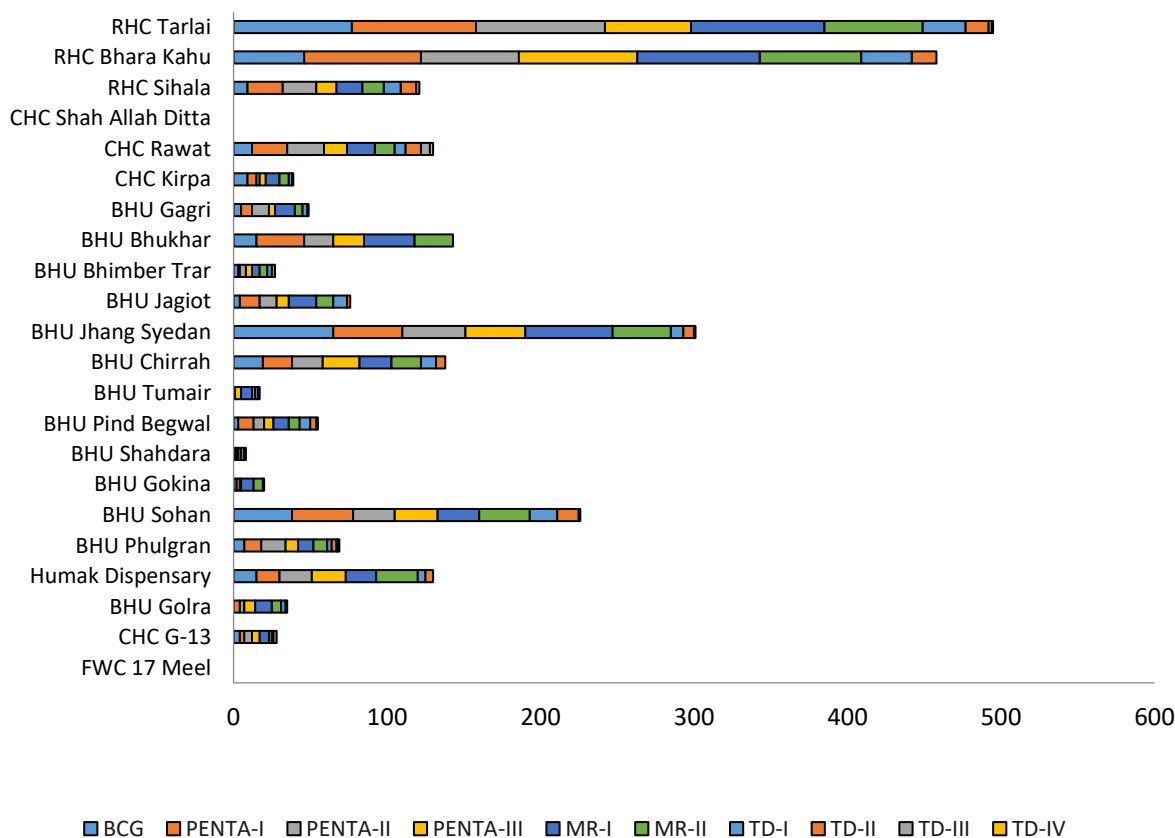


Figure 4: In week 34-2024, total coverage vaccine wise. BCG 333, Penta I 411, Penta II 383, Penta III 346, MR I 459, MR II 360, TD-I 154, TD-II 101, TD-III 14 and TD-IV-V 04.

Total EPI Coverage in ICT rural during week 34-2024

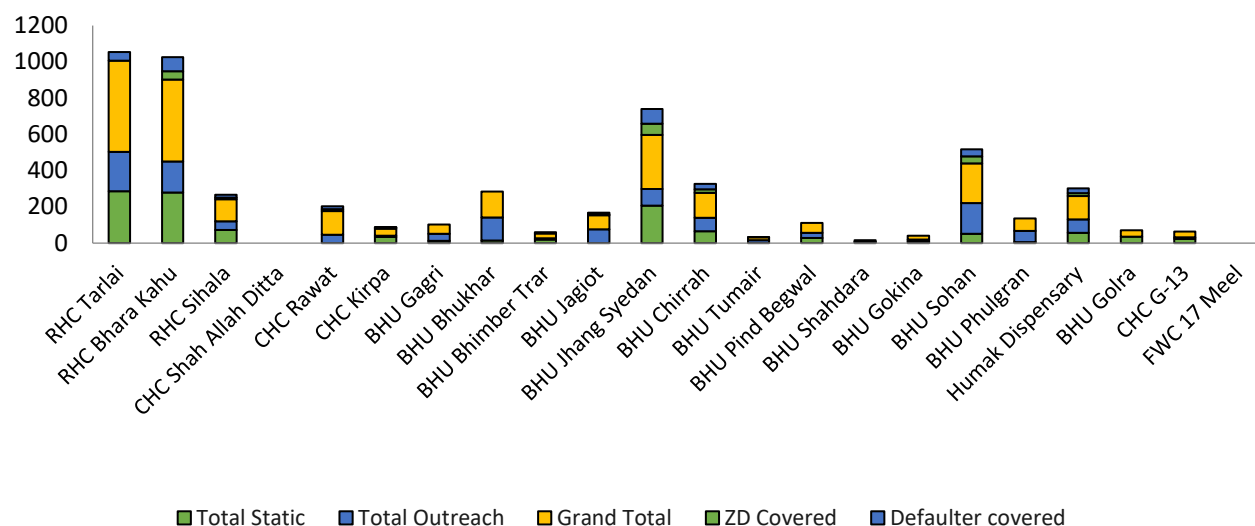


Figure 5: In week 34-2024, Total static coverage was 1207, Outreach total was 1274 Zero dose covered were 211, and defaulter covered were 352.

Total EPI coverage of Private sector hospitals antigen wise- Week 34-2024

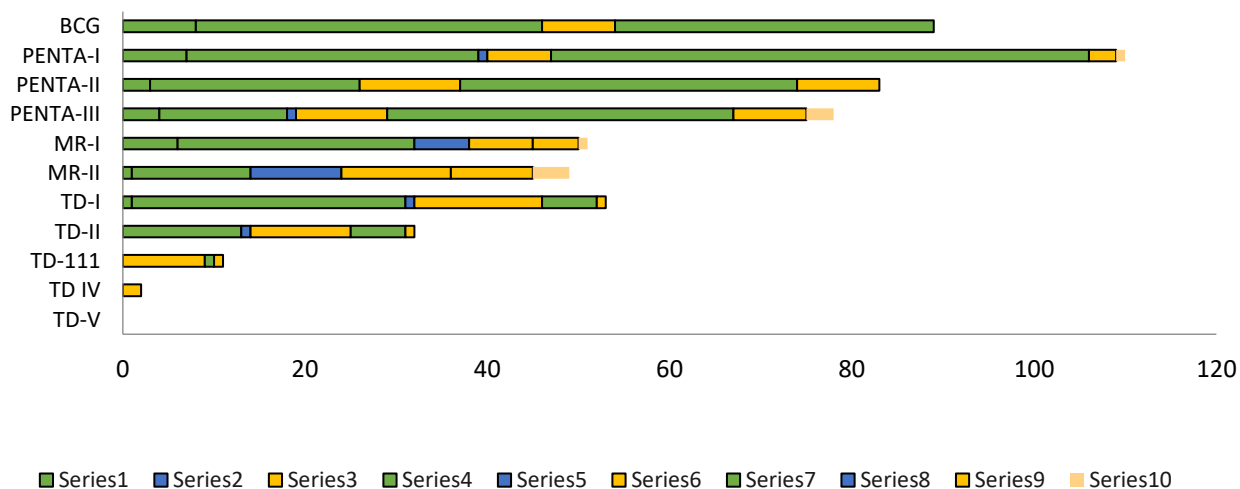


Figure 6: There is vaccine coverage of Public private partnership with private hospitals. In week 34-2024 a total of 558 doses of different antigen were given by hospitals in private sector.



Ministry of National Health Services,
Regulation and Coordination,
Government of Pakistan



Ministry of National Health Services Regulation and Coordination
.....



Dengue Situation Report



OFFICE OF THE DISTRICT HEALTH OFFICER ISLAMABAD, ICT ACTIVITY REPORT OF DENGUE POSITIVE CASES, ADMITTED IN ISLAMABAD RELEASED ON 24 AUGUST 2024 (DATA FROM 1 JANUARY TO 24 AUGUST 2024, 3:00 PM)

A. Patients Count

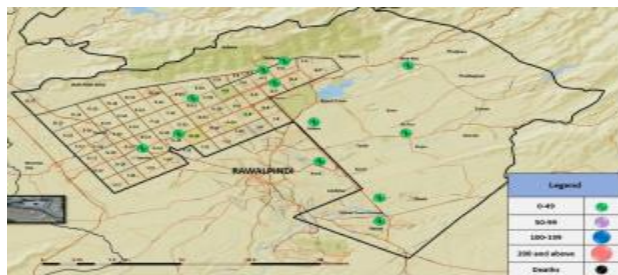
New Patients in Last 24 Hours	Rural Area Patients		Urban Area Patients		Total Patients in Islamabad	Registration of patients from other districts in ISB	Wrong address, Number & duplicate
	Last 24 Hours	Total cases	Last 24 Hours	Total cases			
1	1	19	0	7	26	3	0

B. Hospital Admission

S. No	Name of Hospital	Last 24 Hour Patients	Total Patients	Deaths	
				Number	Areas
1	PAKISTAN INSTITUTE OF MEDICAL SCIENCES (PIMS)	0	3	0	
2	FG POLY CLINIC HOSPITAL	0	0	0	
3	CAPITAL HOSPITAL	0	3	0	
4	SHIFA INTERNATIONAL	0	0	0	
5	FEDERAL GENERAL HOSPITAL	0	0	0	
6	B.B HOSPITAL (RWP)	0	1	0	
7	HOLY FAMILY HOSPITAL (RWP)	0	7	0	
8	DHQ HOSPITALS (RWP)	1	2	0	
9	PRIVATE LABORATORY/Others	0	10	0	
Total		1	26	0	

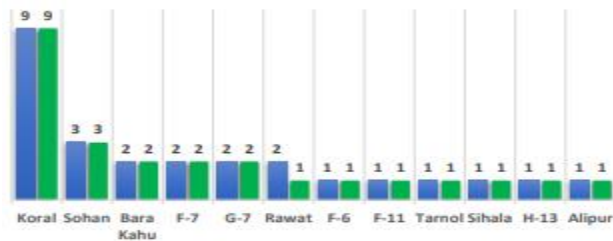
C. Response by Teams

Rural							Urban						
Cases response in rural			Action taken in rural limits				Case response in urban			Action taken in urban limits			
Total cases	Responded in 24 Hr	Total case responded	IRS 24 Hour	Total IRS	Fogging 24 Hour	Total Fogging	Total cases	Responded in 24 Hr	Total case responded	IRS 24 Hour	Total IRS	Fogging 24 Hour	Total Fogging
19	1	18	4	262	0	11	7	1	7	35	180	0	454

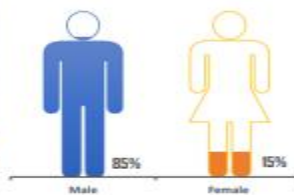


Dengue cases response in Islamabad 2024

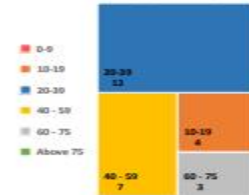
■ Number of cases ■ Cases responded



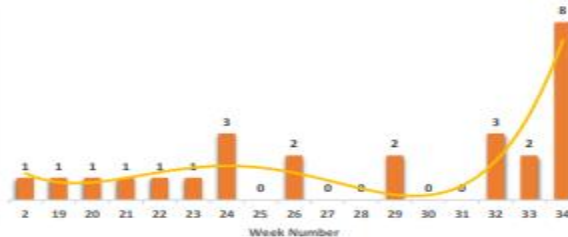
Affected Gender



Affected Age Group



Weekwise Dengue Cases in Islamabad 2024





Ministry of National Health Services,
Regulation and Coordination,
Government of Pakistan



Ministry of National Health Services Regulations and Coordination



Dengue Surveillance Pictures



Mobile Services Unit Activities of Health Department ICT

The health department with an objective to improve the health of all, free medical camps are routine activity to provide preventive and curative health services to far rural areas in Islamabad. medical camp was held in rural area this week at Bhimber Tarar.

MSU Camp at Bhimber Tarar

1. 103 patients were examined and given treatment.
2. 61 clients were accessed for FP services.
4. Eight children received routine immunization vaccinations, and 27 lab tests were performed

