

Weekly Epidemiological Bulletin

Integrated Disease Surveillance and response system

Islamabad week 35-2024 (26 August -01 September, 2024)

Highlight

Table 1: District most frequently suspected cases reported during Epidemiological week-35

Disease	AD	ILI	B. Diarrhea	Measles	Chick enpox	Viral Hep B C & D	Malaria	Tuberculosis	ALRI < 5 years
CHC Shah Allah Ditta	33	37							
CHC Kirpa	15	70							
CHC Rawat	31	28							
RHC Bhara kahu	52	218							
RHC Tarlai	45	110	01		01			05	02
RHC Sihala	14	57	05				01		
BHU Gagri	08	25							
BHU Bhukhar	20	05							
BHU Bhimber Trar	16	01							
BHU Jagiot	07	01							
BHU Jhang Syedan	17	48							
BHU Chirrah	27	46							
BHU Tumair	09	13							
BHU Pind Begwal	16	14	01						
BHU Phulgran	16	32							
BHU Shahdara	01	16							
BHU Sohan	28	29							
Humak Dispensary	11	35					02		
BHU Golra Sharif	27	13							
BHU Gokina	21	05							
CHC G-13	06	09							01

Table 2: Showing week 33-2024 to 35-2024 IDSR –SITUATION REPORT

S No.		Week 33	Week 34	Week 35
1	Number of sites Reported	21	21	21
2	Influenza like Illness	878	1245	812
3	AD (non-Cholera)	431	507	420
4	Bloody Diarrhea	02	08	07
5	Chickenpox/Varicella	0	0	01
6	Malaria	02	07	03
7	ALRI < 5 years	02	01	03
8	Measles	0	0	0
9	Typhoid	0	0	0
10	Dengue	02	08	26

Week wise case report of AD & ILI, ICT

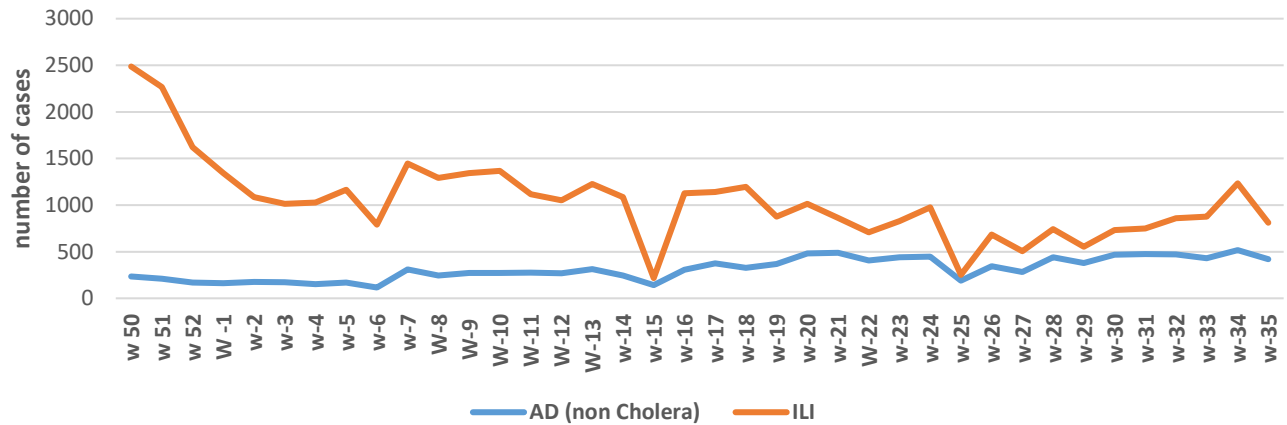


Figure 1: In week 35-2024, disease trends of ILI and acute diarrhea (non-cholera).

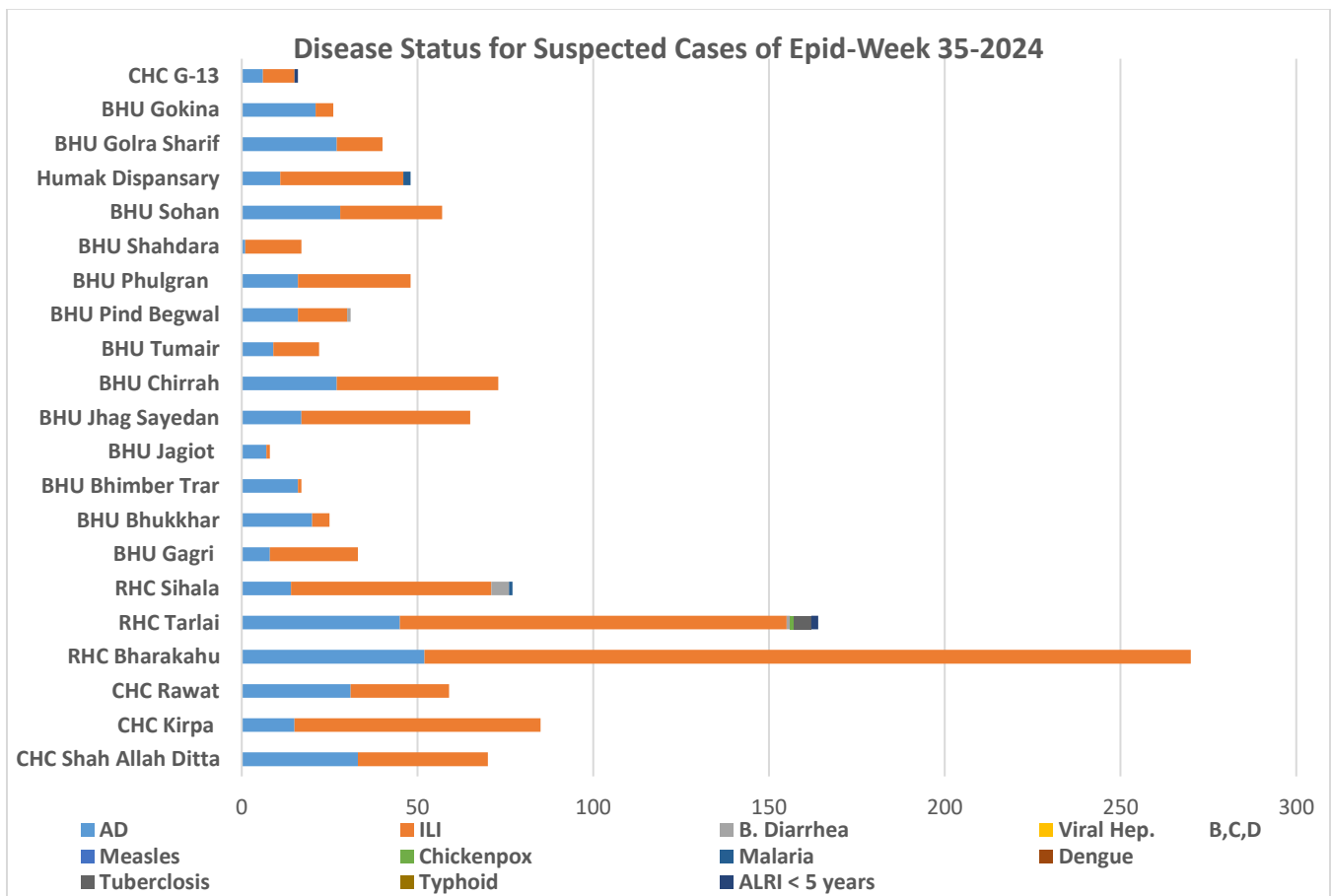


Figure 2: In week 35-2024, ILI has the upper trend with 812 cases followed by acute diarrhea (non-cholera) 420 cases.



Ministry of National Health Services,
Regulation and Coordination,
Government of Pakistan



Ministry of National Health Services Regulation and Coordination



Most frequently reported cases during epid week 27 to 35- 2024

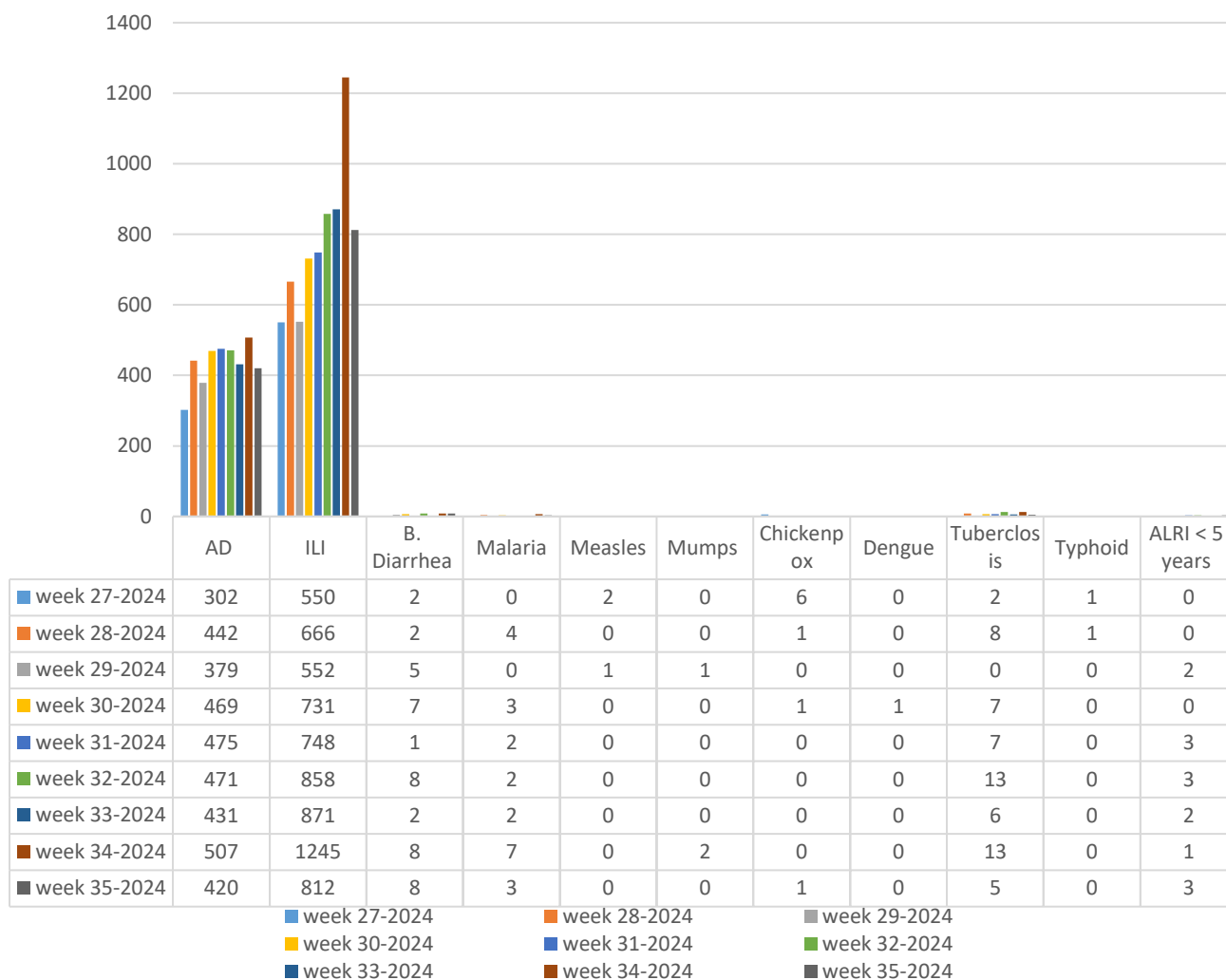


Figure 3: There is decrease in number of AD (non-Cholera) & in ILI cases week 35-2024.

COVID highlight

Sampling Reports August 26th to 01st. September. 2024

Total Positive	Total Negative	Total Pending	Total Sample Taken
0	0	0	0

Table 3: Showing 0 % positivity rate during epidemiological week 35-2024.

Expanded Program on Immunization activities of Health Department ICT

EPI in Pakistan is coordinated at Federal Directorate of Immunization under the Ministry of National Health Services and Regulation Coordination (NHSR&C). The EPI program shall be including vaccines for prevention of vaccine preventable diseases among the adolescents and older age groups as the evidence of vaccines' effectiveness is acquired and advised by the NITAG. The immunization schedule shall thus be periodically updated as and when required depending upon the local disease burden and requirements. The health department with an objective to improve the health of all works on prevention of the diseases EPI is one of the major components. The EPI at district level is managed and supported by staff at district level and the EPI services are provided at Union council level through Fixed Centers, Outreach Vaccination sites and mobile if applicable.

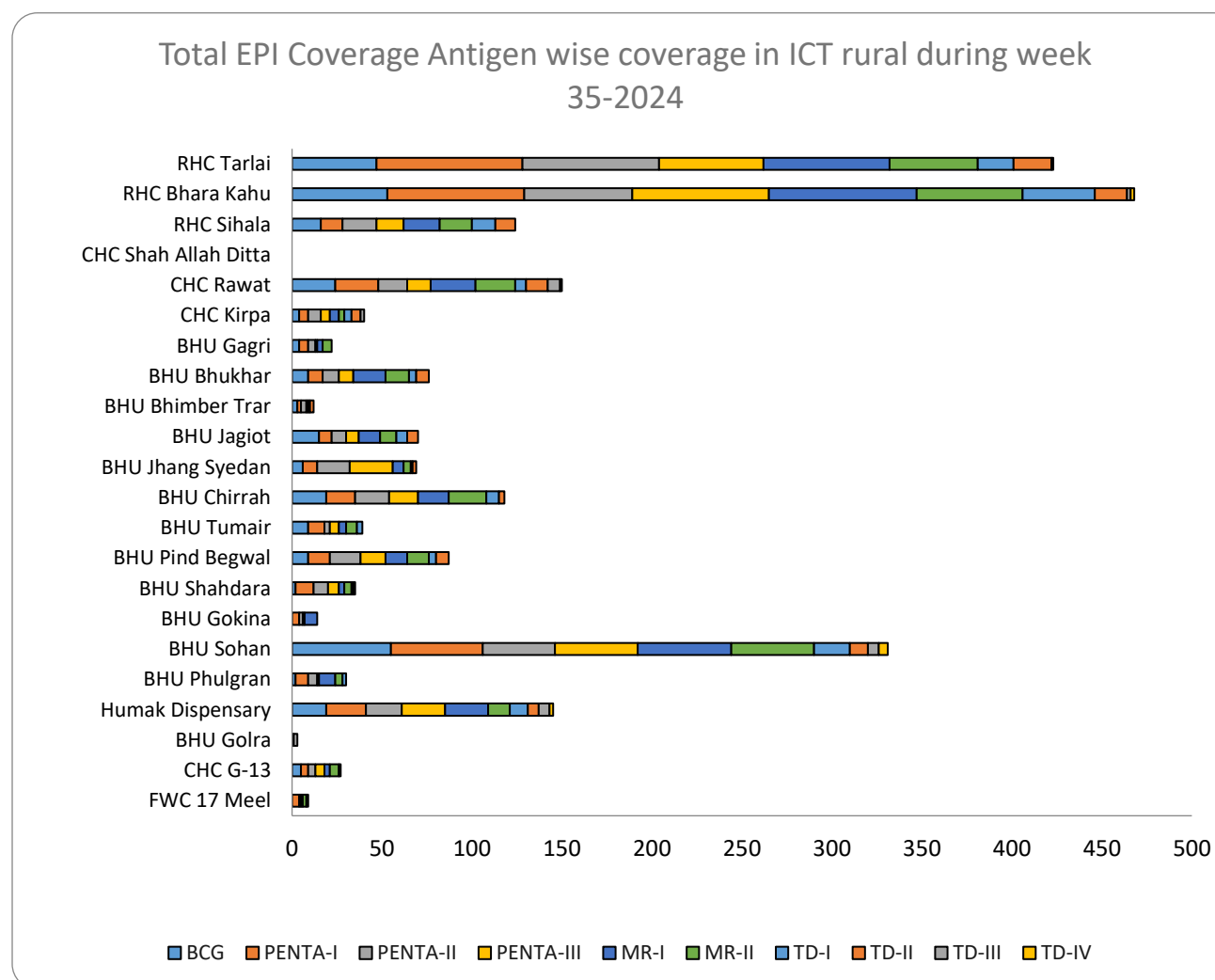


Figure 4: In week 35-2024, total coverage vaccine wise. BCG 301, Penta I 368, Penta II 341, Penta III 327, MR I 372, MR II 295, TD-I 141, TD-II 112, TD-III 24 and TD-IV-V 11.

Total EPI Coverage in ICT rural during week 35-2024

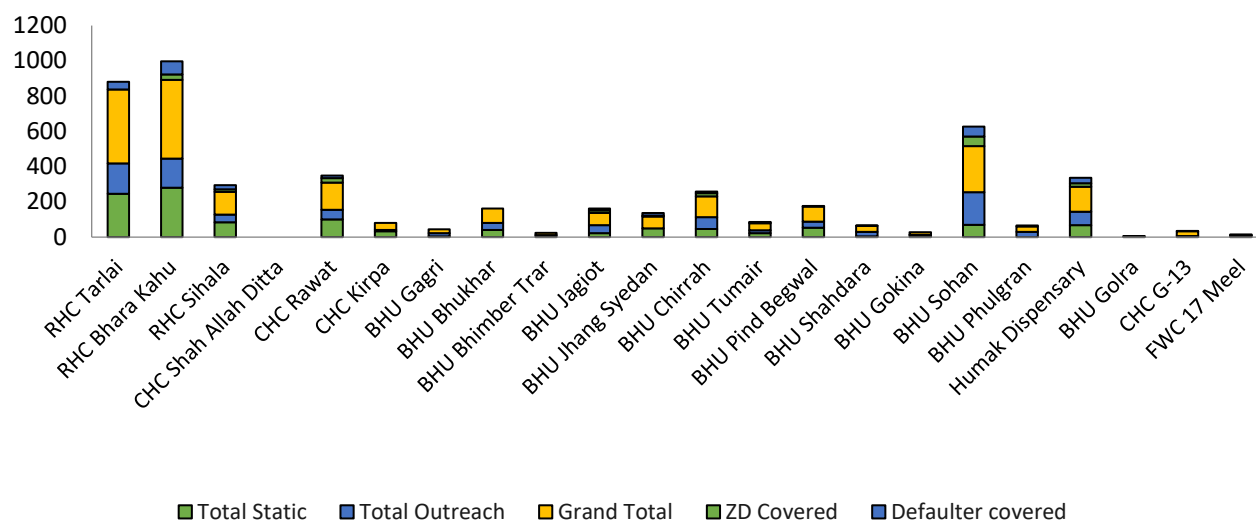


Figure 5: In week 35-2024, Total static coverage was 1166, Outreach total was 984 Zero dose covered were 199, and defaulter covered were 288.

Total EPI coverage of Private sector hospitals antigen wise- Week 35-2024

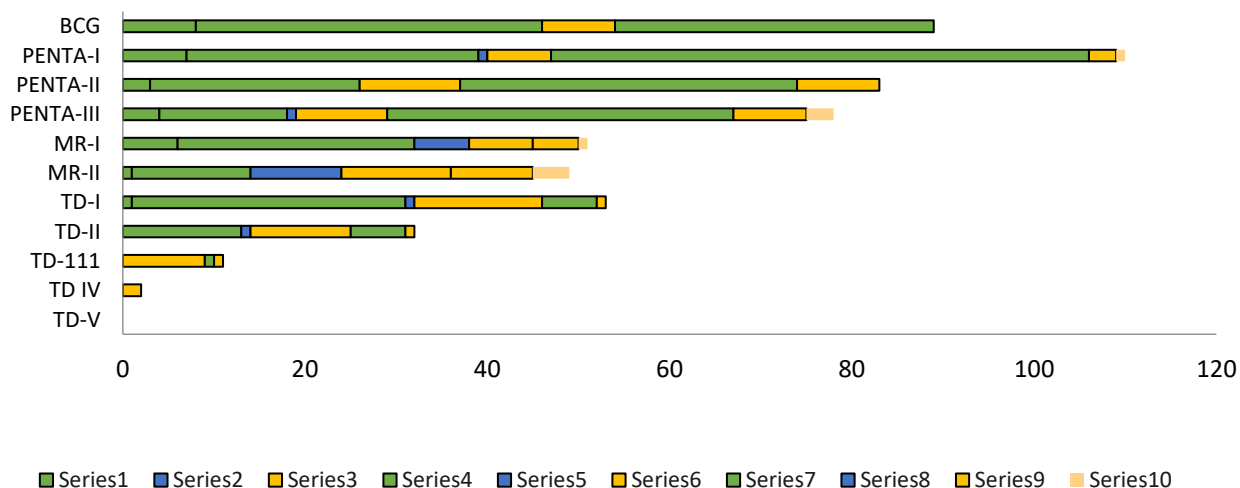


Figure 6: There is vaccine coverage of Public private partnership with private hospitals. In week 35-2024 a total of 609 doses of different antigen were given by hospitals in private sector.



Ministry of National Health Services,
Regulation and Coordination,
Government of Pakistan



Ministry of National Health Services Regulation and Coordination
.....



Dengue Situation Report



OFFICE OF THE DISTRICT HEALTH OFFICER ISLAMABAD, ICT ACTIVITY REPORT OF DENGUE POSITIVE CASES, ADMITTED IN ISLAMABAD RELEASED ON 3 SEPTEMBER 2024 (DATA FROM 1 JANUARY TO 3 SEPTEMBER 2024, 3:00 PM)

A. Patients Count

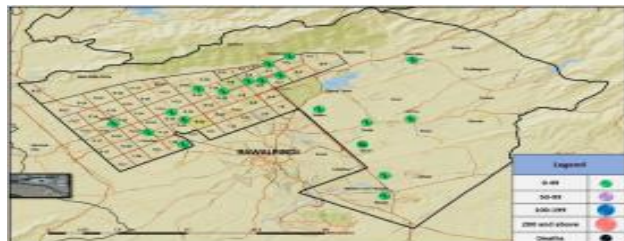
New Patients in Last 24 Hours	Rural Area Patients		Urban Area Patients		Total Patients in Islamabad	Registration of patients from other districts in ISB	Wrong address, Number & duplicate
	Last 24 Hours	Total cases	Last 24 Hours	Total cases			
4	3	43	1	19	62	3	0

B. Hospital Admission

S. No	Name of Hospital	Last 24 Hour Patients	Total Patients	Deaths	
				Number	Areas
1	PAKISTAN INSTITUTE OF MEDICAL SCIENCES (PIMS)	1	13	0	
2	FG POLY CLINIC HOSPITAL	0	1	0	
3	CAPITAL HOSPITAL	0	3	0	
4	SHIFA INTERNATIONAL	0	0	0	
5	FEDERAL GENERAL HOSPITAL	0	1	0	
6	B.B HOSPITAL (RWP)	1	4	0	
7	HOLY FAMILY HOSPITAL (RWP)	2	20	0	
8	DHQ HOSPITALS (RWP)	0	4	0	
9	PRIVATE LABORATORY/Others	0	16	0	
Total		4	62	0	

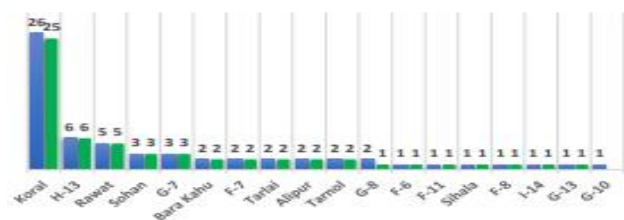
C. Response by Teams

Rural							Urban						
Cases response in rural			Action taken in rural limits				Case response in urban			Action taken in urban limits			
Total cases	Responded in 24 Hr	Total case responded	IRS 24 Hour	Total IRS	Fogging 24 Hour	Total Fogging	Total cases	Responded in 24 Hr	Total case responded	IRS 24 Hour	Total IRS	Fogging 24 Hour	Total Fogging
43	3	42	38	633	0	11	19	2	17	31	307	0	454



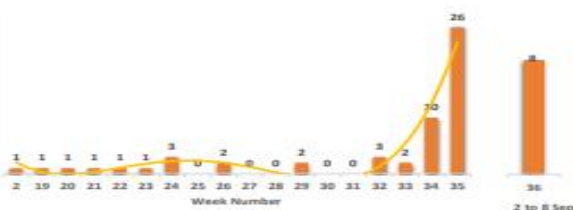
Dengue cases response in Islamabad 2024

■ Number of cases ■ Cases responded



Weekwise Dengue Cases in Islamabad 2024

Current week





Ministry of National Health Services,
Regulation and Coordination,
Government of Pakistan



Ministry of National Health Services Regulation and Coordination
.....



Dengue Surveillance Pictures





Ministry of National Health Services,
Regulation and Coordination,
Government of Pakistan



Ministry of National Health Services Regulation and Coordination



Image Update: Suspected Mpox Case Reported by CHC Shah Allah Ditta

