

Weekly Epidemiological Bulletin

Integrated Disease Surveillance and response system

Islamabad week 37-2024 (09 September -15 September, 2024)

Highlight

Table 1: District most frequently suspected cases reported during Epidemiological week-37

Disease	AD	ILI	B. Diarrhea	Measles	Chick enpox	Viral Hep B C & D	Malaria	Tuberculosis	ALRI < 5 years
CHC Shah Allah Ditta	71	73				07			
CHC Kirpa	14	78							
CHC Rawat	50	154							
RHC Bhara kahu	44	331						02	
RHC Tarlai	60	135	2					09	02
RHC Sihala	07	71	06				02		
BHU Gagri	12	28							
BHU Bhukhar	17	16							
BHU Bhimber Trar	0	0							
BHU Jagiot	08	0							
BHU Jhang Syedan	28	54			01				
BHU Chirrah	14	67							
BHU Tumair	16	14							
BHU Pind Begwal	11	14	01						
BHU Phulgran	09	34							
BHU Shahdara	05	15							
BHU Sohan	30	23							
Humak Dispensary	18	38							
BHU Golra Sharif	23	11							
BHU Gokina	02	45							
CHC G-13	16	0			01				

Table 2: Showing week 35-2024 to 37-2024 IDSR –SITUATION REPORT

S No.		Week 35	Week 36	Week 37
1	Number of sites Reported	21	21	21
2	Influenza like Illness	812	1195	1201
3	AD (non-Cholera)	420	393	455
4	Bloody Diarrhea	07	05	09
5	Chickenpox/Varicella	01	01	02
6	Malaria	03	0	02
7	ALRI < 5 years	03	05	02
8	Measles	0	0	0
9	Typhoid	0	01	0
10	Dengue	26	57	125

Week wise case report of AD & ILI, ICT

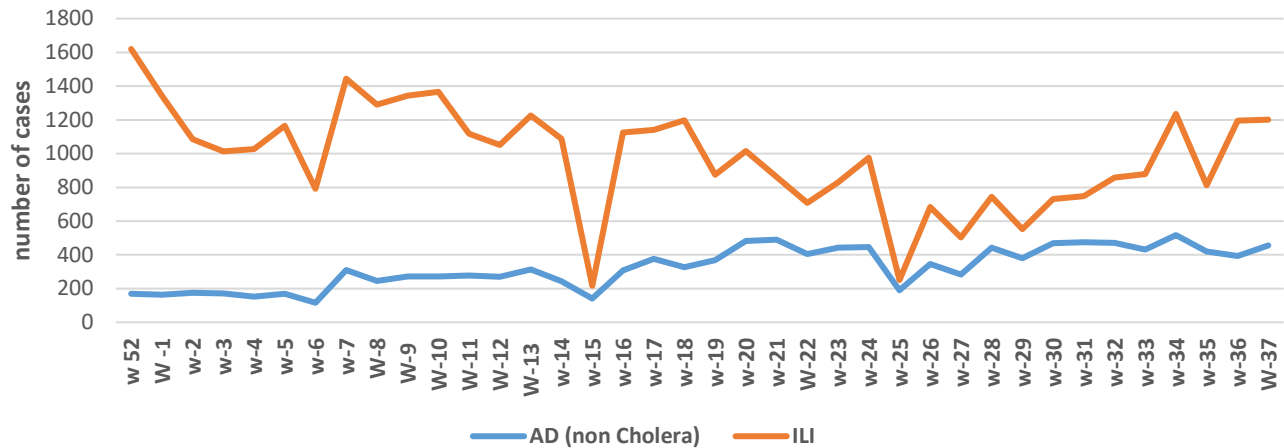


Figure 1: In week 37-2024, disease trends of ILI and acute diarrhea (non-cholera).

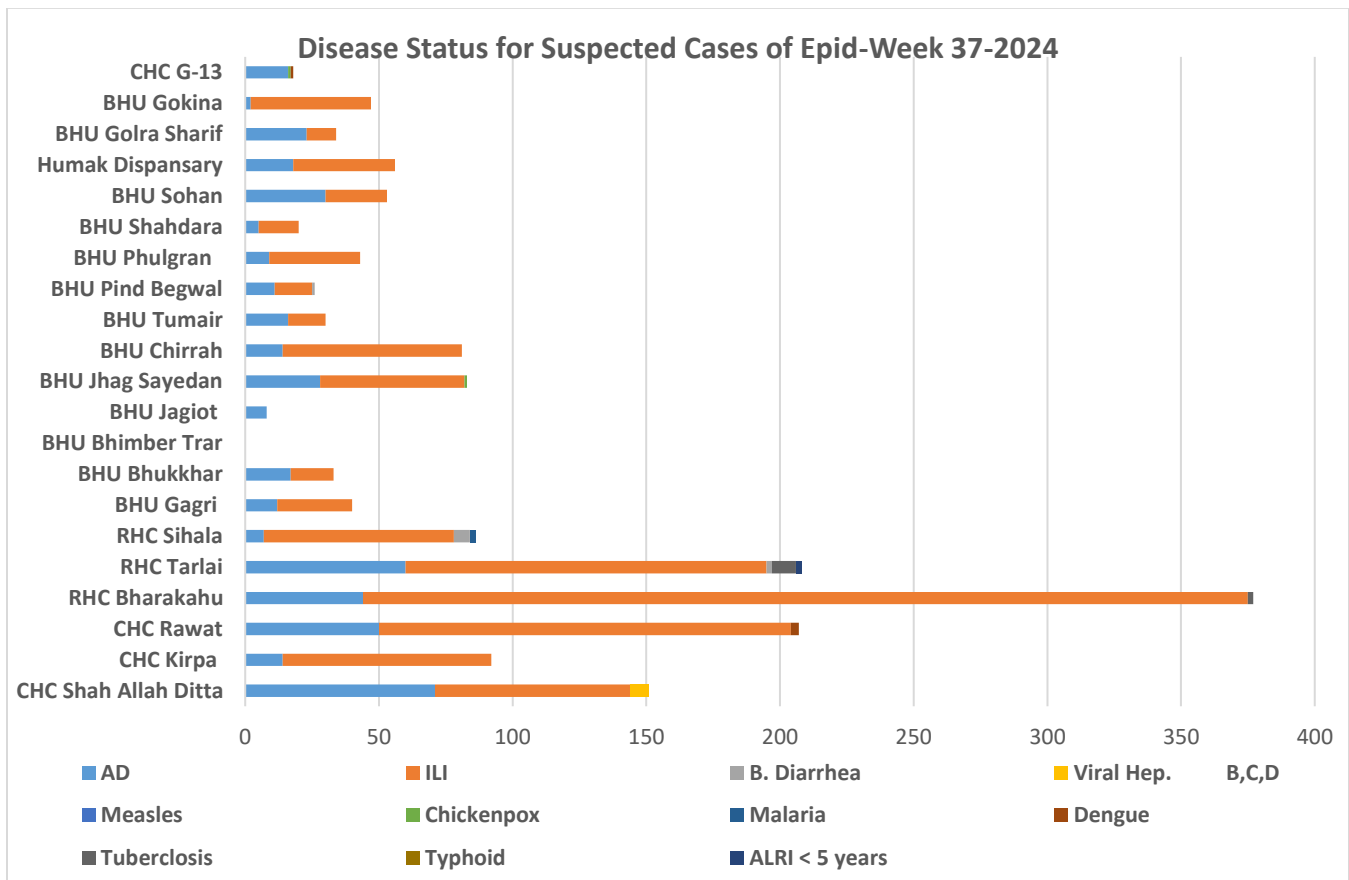


Figure 2: In week 37-2024, ILI has the upper trend with 1201 cases followed by acute diarrhea (non-cholera) 455 cases.



Ministry of National Health Services,
Regulation and Coordination,
Government of Pakistan



Ministry of National Health Services Regulations and Coordination



Most frequently reported cases during epid week 29 to 37- 2024

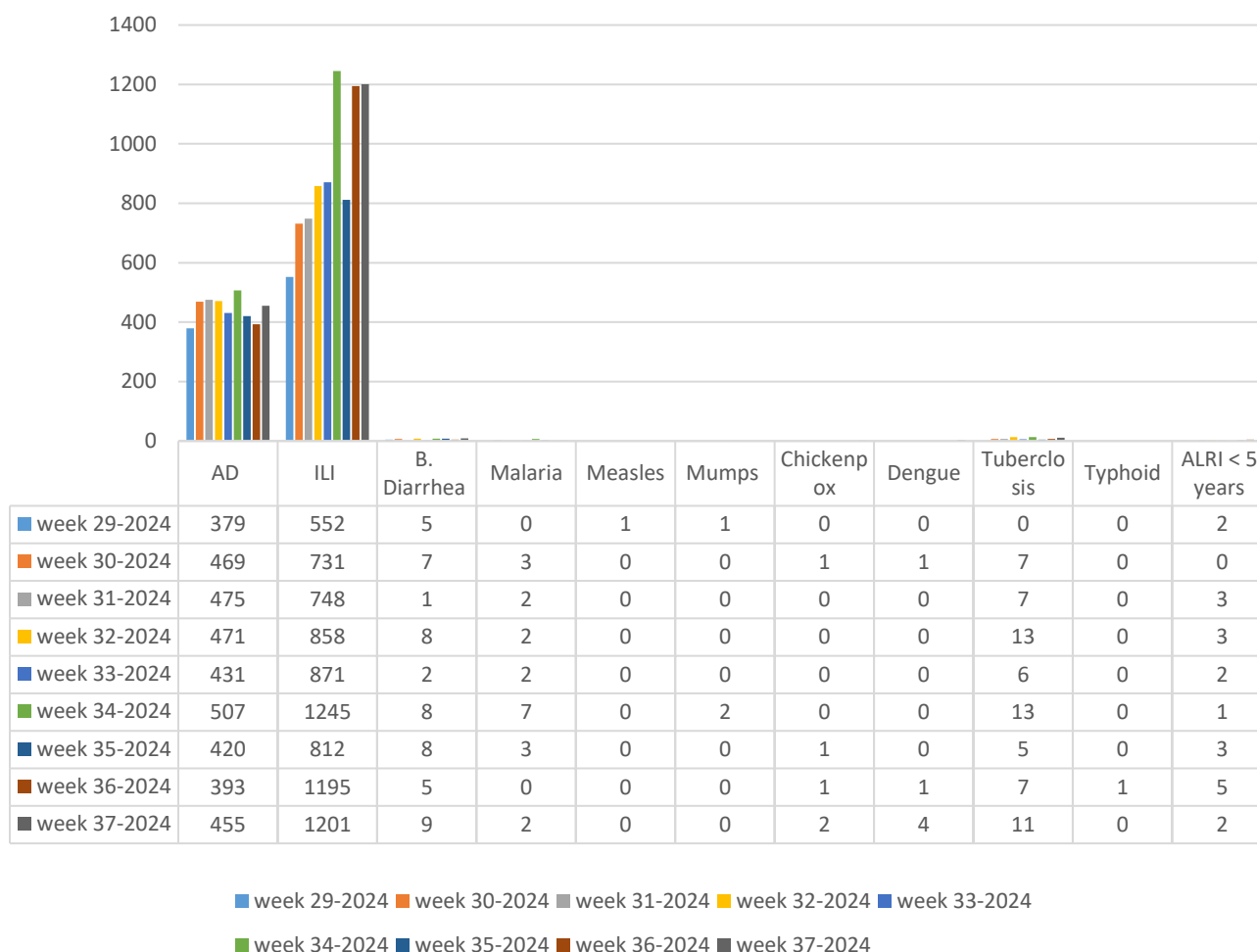


Figure 3: There is increase in number of AD (non-Cholera) & increase in ILI cases week 37-2024.

COVID highlight

Sampling Reports August 09th to 15th. September. 2024

Total Positive	Total Negative	Total Pending	Total Sample Taken
0	0	0	0

Table 3: Showing 0 % positivity rate during epidemiological week 37-2024.

Expanded Program on Immunization activities of Health Department ICT

EPI in Pakistan is coordinated at Federal Directorate of Immunization under the Ministry of National Health Services and Regulation Coordination (NHSR&C). The EPI program shall be including vaccines for prevention of vaccine preventable diseases among the adolescents and older age groups as the evidence of vaccines' effectiveness is acquired and advised by the NITAG. The immunization schedule shall thus be periodically updated as and when required depending upon the local disease burden and requirements. The health department with an objective to improve the health of all works on prevention of the diseases EPI is one of the major components. The EPI at district level is managed and supported by staff at district level and the EPI services are provided at Union council level through Fixed Centers, Outreach Vaccination sites and mobile if applicable.

Total EPI Coverage Antigen wise coverage in ICT rural during week 37-2024

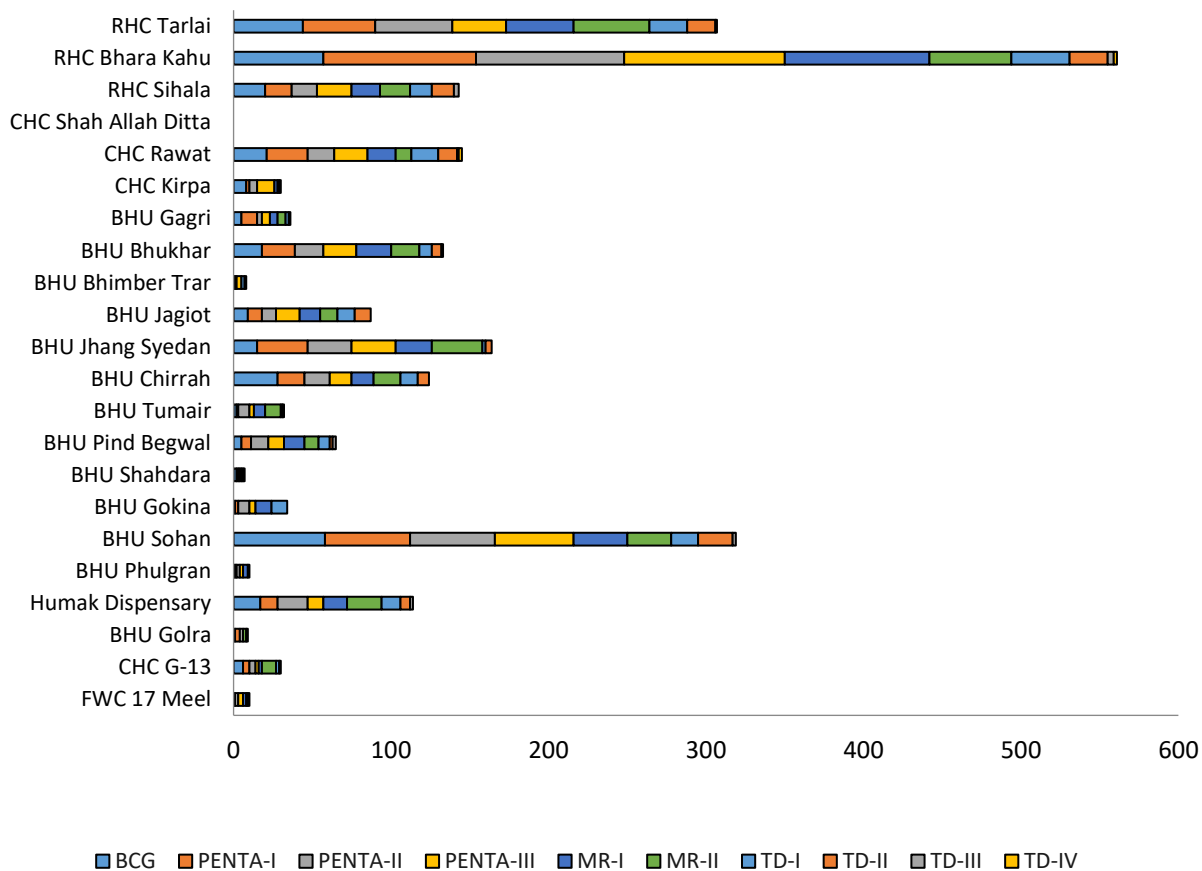


Figure 4: In week 37-2024, total coverage vaccine wise. BCG 602, Penta I 529, Penta II 394, Penta III 450, MR I 459, MR II 345, TD-I 166, TD-II 137, TD-III 12 and TD-IV-V 03.



Ministry of National Health Services,
Regulation and Coordination,
Government of Pakistan



Ministry of National Health Services Regulations and Coordination
.....



Total EPI Coverage in ICT rural during week 37-2024

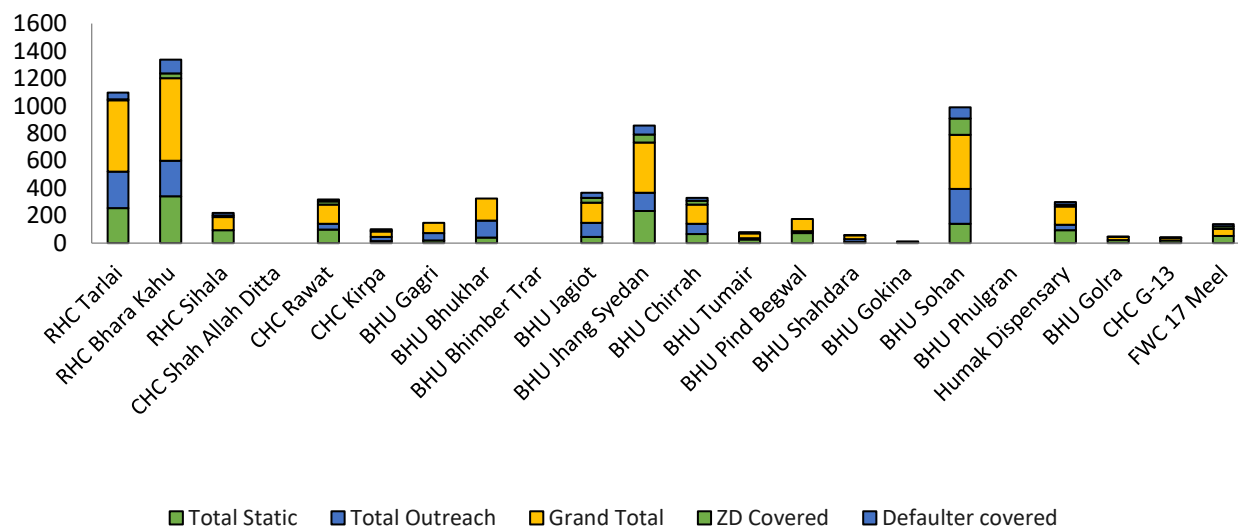


Figure 5: In week 37-2024, Total static coverage was 1645, Outreach total was 1419 Zero dose covered were 368, and defaulter covered were 431.

Total EPI coverage of Private sector hospitals antigen wise- Week 37-2024

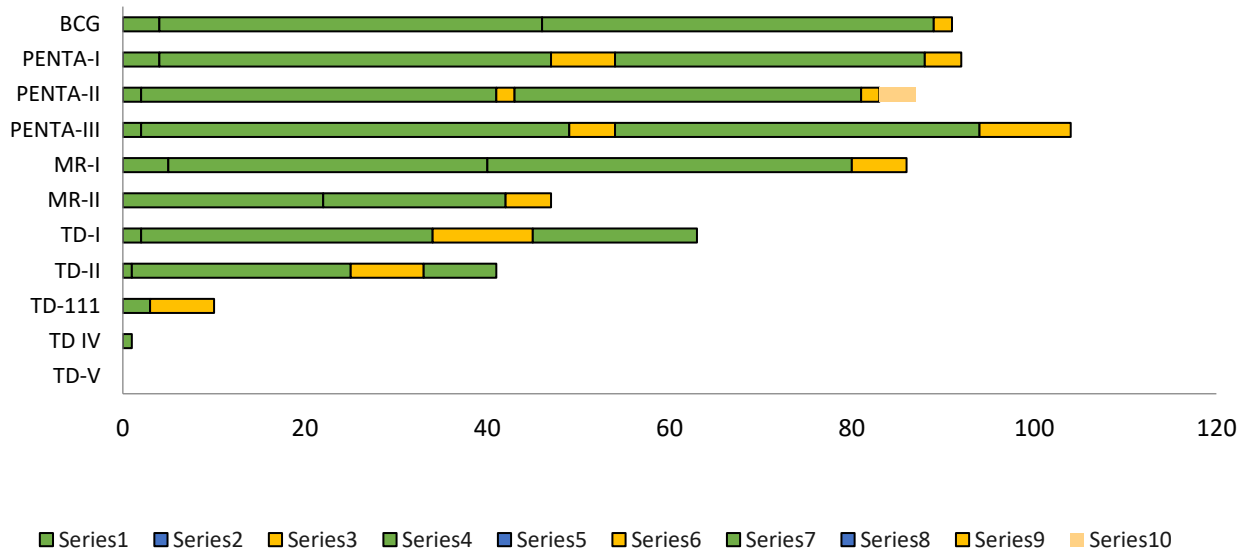


Figure 6: There is vaccine coverage of Public private partnership with private hospitals. In week 37-2024 a total of 247 doses of different antigen were given by hospitals in private sector.



Ministry of National Health Services,
Regulation and Coordination,
Government of Pakistan



Ministry of National Health Services Regulation and Coordination



Dengue Situation Report



OFFICE OF THE DISTRICT HEALTH OFFICER ISLAMABAD, ICT ACTIVITY REPORT OF DENGUE POSITIVE CASES, ADMITTED IN ISLAMABAD RELEASED ON 14 SEPTEMBER 2024 (DATA FROM 1 JANUARY TO 14 SEPTEMBER 2024, 3:00 PM)

A. Patients Count

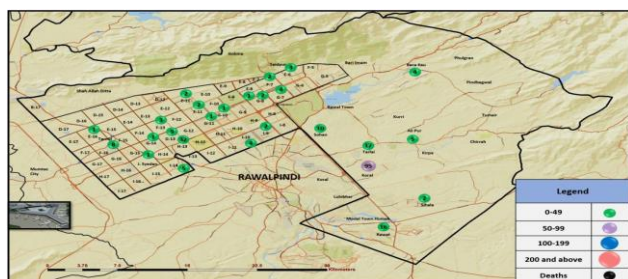
New Patients in Last 24 Hours	Rural Area Patients		Urban Area Patients		Total Patients in Islamabad	Registration of patients from other districts in ISB	Wrong address, Number & duplicate
	Last 24 Hours	Total cases	Last 24 Hours	Total cases			
21	13	157	8	75	232	10	1

B. Hospital Admission

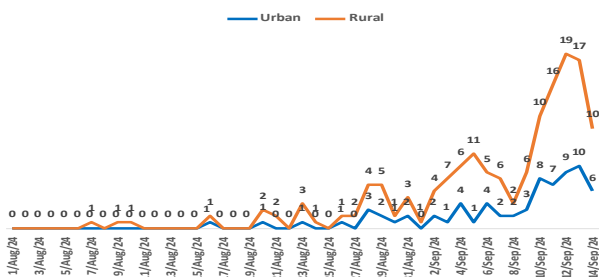
S. No	Name of Hospital	Last 24 Hour Patients	Total Patients	Deaths	
				Number	Areas
1	PAKISTAN INSTITUTE OF MEDICAL SCIENCES (PIMS)	1	26	0	
2	FG POLY CLINIC HOSPITAL	0	2	0	
3	CAPITAL HOSPITAL	0	7	0	
4	SHIFA INTERNATIONAL	0	0	0	
5	FEDERAL GENERAL HOSPITAL	0	6	0	
6	B.B HOSPITAL (RWP)	6	28	0	
7	HOLY FAMILY HOSPITAL (RWP)	8	87	0	
8	DHQ HOSPITALS (RWP)	0	4	0	
9	PRIVATE LABORATORY/Others	6	72	0	
Total		21	232	0	

C. Response by Teams

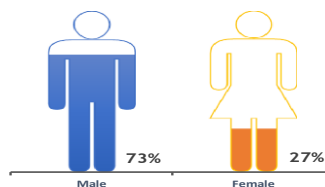
Rural							Urban						
Cases response in rural			Action taken in rural limits				Case response in urban			Action taken in urban limits			
Total cases	Responded in 24 Hr	Total case responded	IRS 24 Hour	Total IRS	Fogging 24 Hour	Total Fogging	Total cases	Responded in 24 Hr	Total case responded	IRS 24 Hour	Total IRS	Fogging 24 Hour	Total Fogging
157	8	137	145	1994	0	11	75	8	64	201	1434	0	454



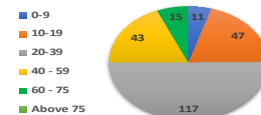
Dengue cases trend 2024



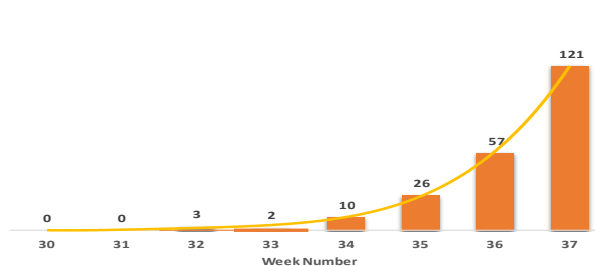
Affected Gender



Affected Age Group



Weekwise Dengue Cases in Islamabad 2024





Ministry of National Health Services,
Regulation and Coordination,
Government of Pakistan



Ministry of National Health Services Regulation and Coordination



Dengue Surveillance Pictures





Ministry of National Health Services,
Regulation and Coordination,
Government of Pakistan



Ministry of National Health Services Regulations and Coordination



Suspected Pox Case Identified at CHC G-13

