

Weekly Epidemiological Bulletin

Integrated Disease Surveillance and response system

Islamabad week 38-2024 (16 September -22 September, 2024)

Highlight

Table 1: District most frequently suspected cases reported during Epidemiological week-38

Disease	AD	ILI	B. Diarrhea	Measles	Chick enpox	Viral Hep B C & D	Malaria	Tuberculosis	ALRI < 5 years
CHC Shah Allah Ditta	22	23							
CHC Kirpa	7	46							
CHC Rawat	55	137					01		
RHC Bhara kahu	44	331						02	
RHC Tarlai	56	125						11	03
RHC Sihala	18	72					04		
BHU Gagri	04	28							
BHU Bhukhar	28	50							
BHU Bhimber Trar	07	21							
BHU Jagiot	09	01							
BHU Jhang Syedan	16	40							
BHU Chirrah	16	101							
BHU Tumair	13	05							
BHU Pind Begwal	08	12	01						
BHU Phulgran	03	25	01						
BHU Shahdara	03	20							
BHU Sohan	30	18							
Humak Dispensary	03	35			01				
BHU Golra Sharif	31	24							
BHU Gokina	04	27							
CHC G-13	02	07							

Table 2: Showing week 36-2024 to 38-2024 IDSR –SITUATION REPORT

S No.		Week 36	Week 37	Week 38
1	Number of sites Reported	21	21	21
2	Influenza like Illness	1195	1201	1148
3	AD (non-Cholera)	393	455	349
4	Bloody Diarrhea	05	09	02
5	Chickenpox/Varicella	01	02	01
6	Malaria	0	02	05
7	ALRI < 5 years	05	02	03
8	Measles	0	0	0
9	Typhoid	01	0	0
10	Dengue	57	125	303

Week wise case report of AD & ILI, ICT

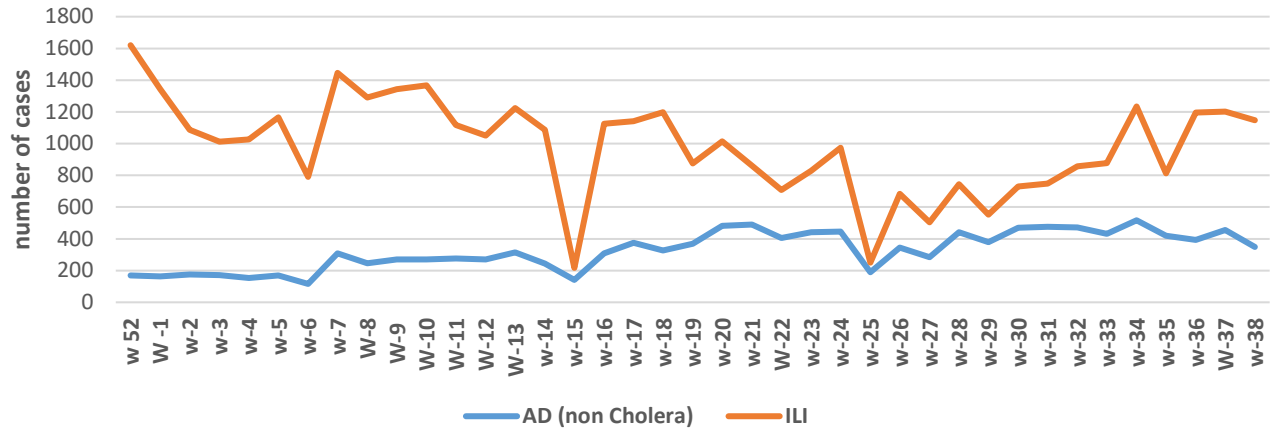


Figure 1: In week 38-2024, disease trends of ILI and acute diarrhea (non-cholera).

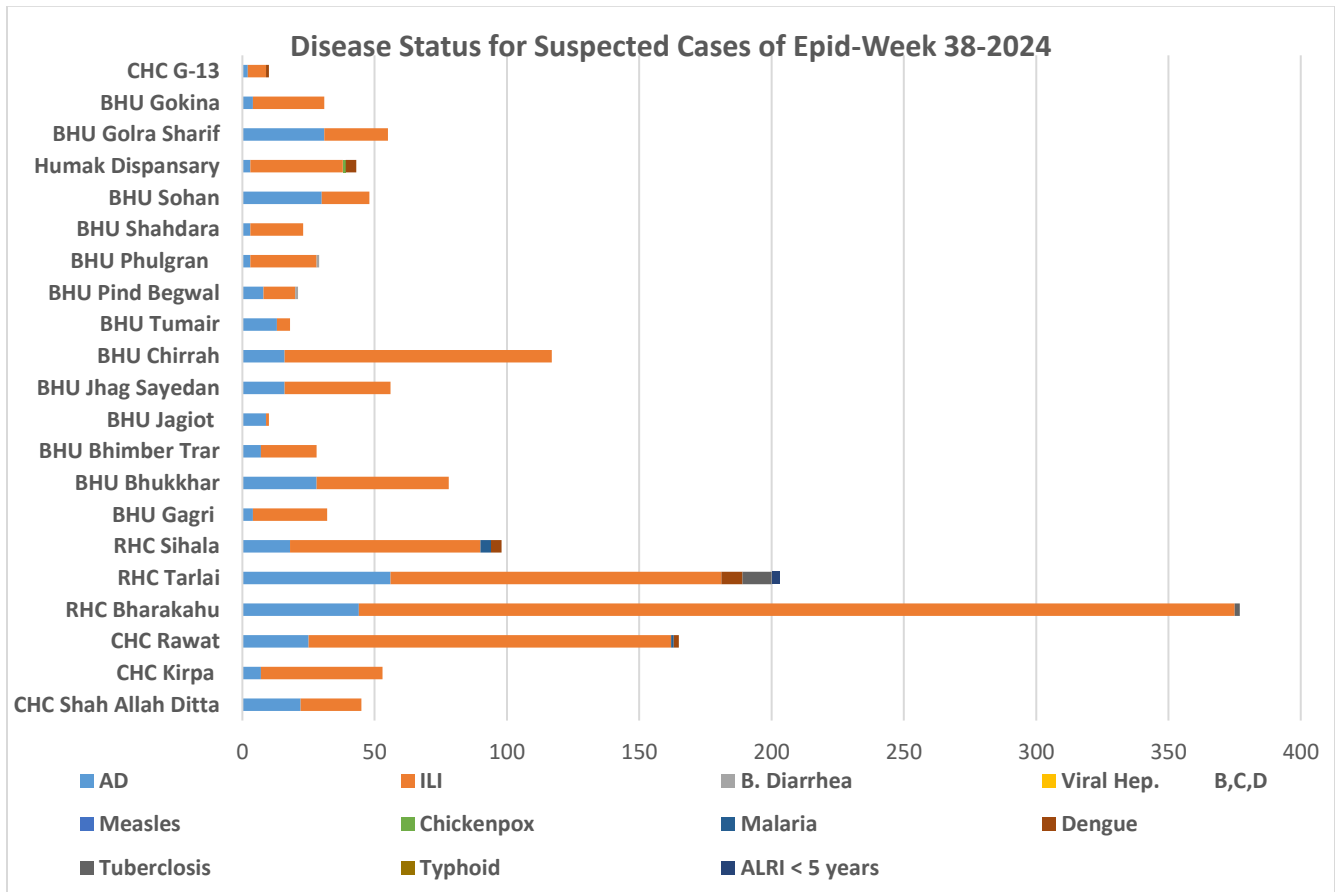


Figure 2: In week 38-2024, ILI has the upper trend with 1148 cases followed by acute diarrhea (non-cholera) 349 cases.



Ministry of National Health Services,
Regulation and Coordination,
Government of Pakistan



Ministry of National Health Services Regulations and Coordination



WHO

Most frequently reported cases during epid week 30 to 38- 2024

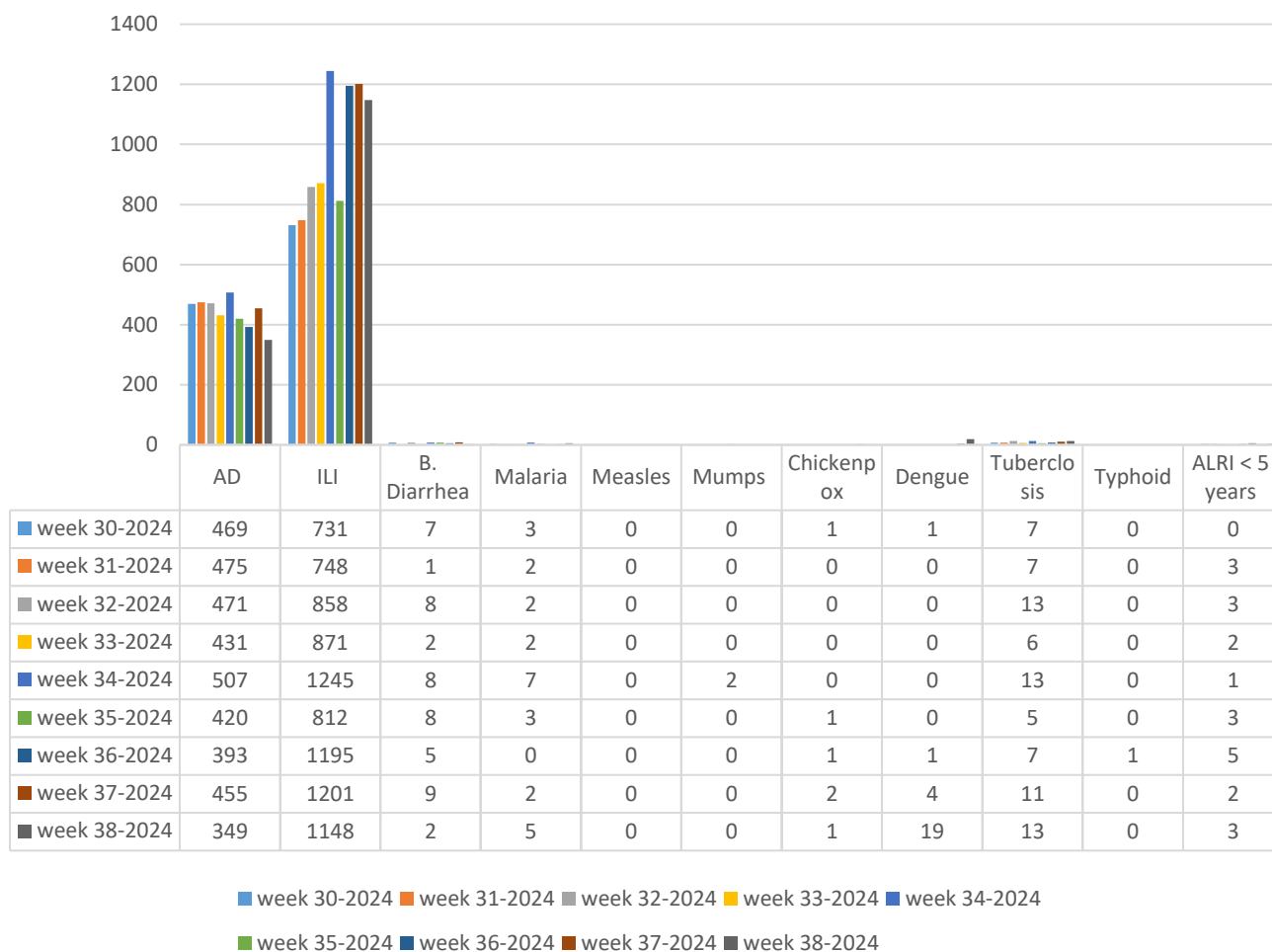


Figure 3: There is decrease in number of AD (non-Cholera) & decrease in ILI cases week 38-2024.

COVID highlight

Sampling Reports August 16th to 22nd. September. 2024

Total Positive	Total Negative	Total Pending	Total Sample Taken
0	0	0	0

Table 3: Showing 0 % positivity rate during epidemiological week 38-2024.

Expanded Program on Immunization activities of Health Department ICT

EPI in Pakistan is coordinated at Federal Directorate of Immunization under the Ministry of National Health Services and Regulation Coordination (NHSR&C). The EPI program shall be including vaccines for prevention of vaccine preventable diseases among the adolescents and older age groups as the evidence of vaccines' effectiveness is acquired and advised by the NITAG. The immunization schedule shall thus be periodically updated as and when required depending upon the local disease burden and requirements. The health department with an objective to improve the health of all works on prevention of the diseases EPI is one of the major components. The EPI at district level is managed and supported by staff at district level and the EPI services are provided at Union council level through Fixed Centers, Outreach Vaccination sites and mobile if applicable.

Total EPI Coverage Antigen wise coverage in ICT rural during week 38-2024

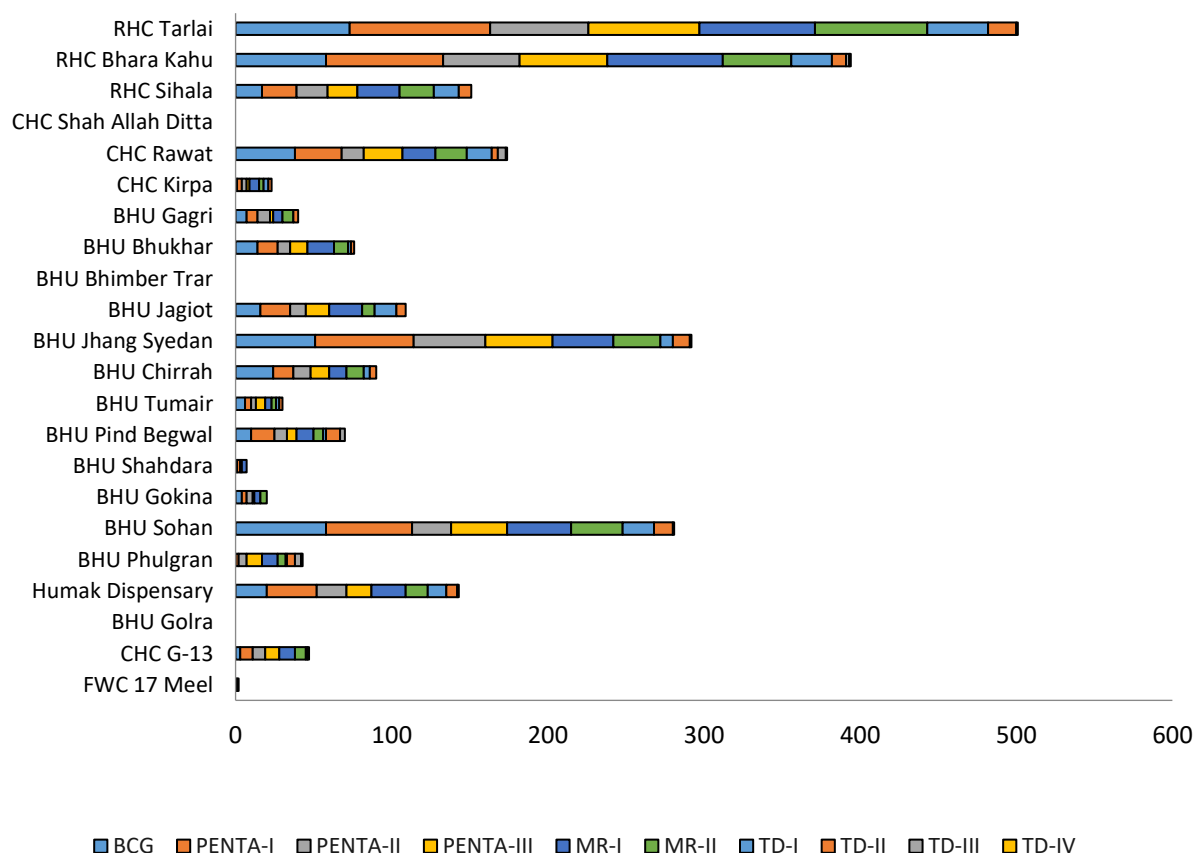


Figure 4: In week 38-2024, total coverage vaccine wise. BCG 401, Penta I 457, Penta II 304, Penta III 341, MR I 402, MR II 298, TD-I 166, TD-II 103, TD-III 18 and TD-IV-V 03.



Ministry of National Health Services,
Regulation and Coordination,
Government of Pakistan



Ministry of National Health Services Regulations and Coordination



WHO

Total EPI Coverage in ICT rural during week 38-2024

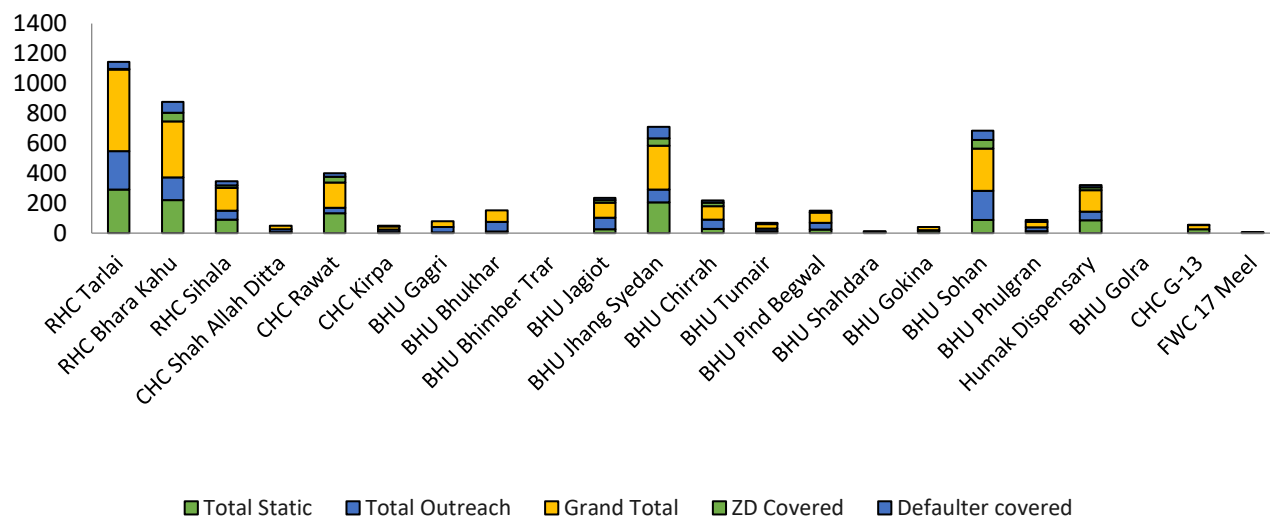


Figure 5: In week 38-2024, Total static coverage was 1304, Outreach total was 1203 Zero dose covered were 306, and defaulter covered were 371.

Total EPI coverage of Private sector hospitals antigen wise- Week 38-2024

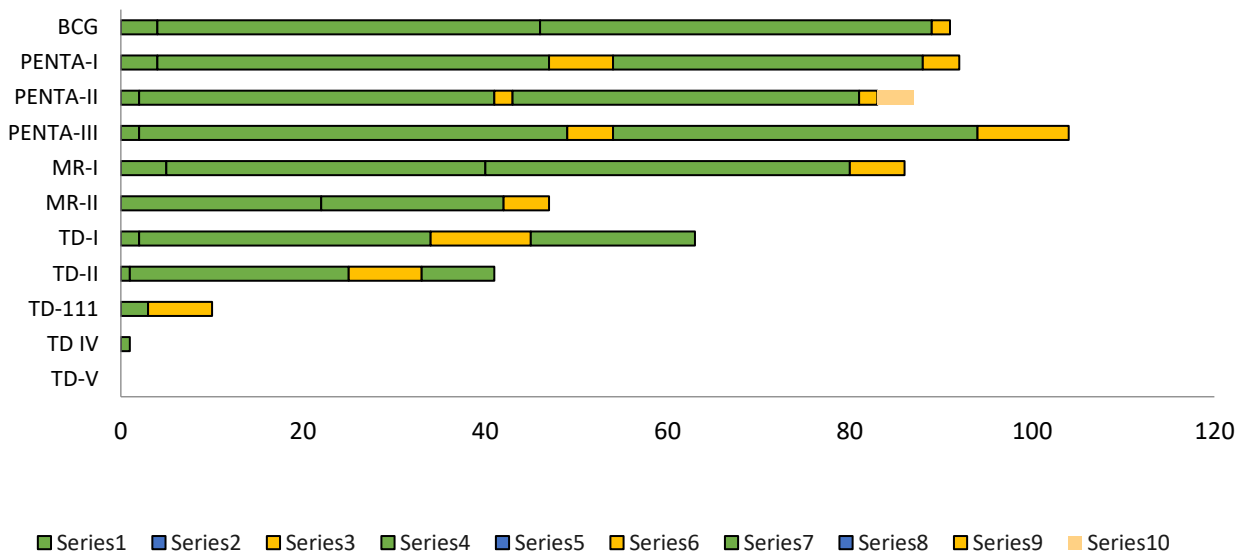


Figure 6: There is vaccine coverage of Public private partnership with private hospitals. In week 38-2024 a total of 496 doses of different antigen were given by hospitals in private sector.



Ministry of National Health Services,
Regulation and Coordination,
Government of Pakistan



Ministry of National Health Services Regulations and Coordination



Dengue Situation Report



OFFICE OF THE DISTRICT HEALTH OFFICER ISLAMABAD, ICT ACTIVITY REPORT OF DENGUE POSITIVE CASES, ADMITTED IN ISLAMABAD RELEASED ON 23 SEPTEMBER 2024 (DATA FROM 1 JANUARY TO 23 SEPTEMBER 2024, 3:00 PM)

A. Patients Count

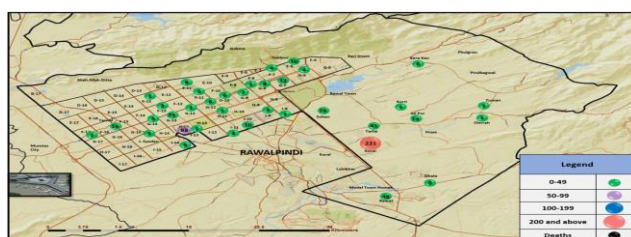
New Patients in Last 24 Hours	Rural Area Patients		Urban Area Patients		Total Patients in Islamabad	Registration of patients from other districts in ISB	Wrong address, Number & duplicate
	Last 24 Hours	Total cases	Last 24 Hours	Total cases			
56	33	381	23	223	604	17	4

B. Hospital Admission

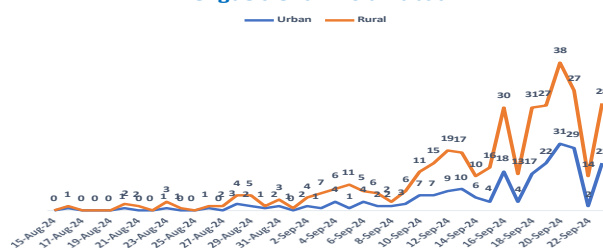
S. No	Name of Hospital	Last 24-Hour Patients	Total Patients	Deaths	
				Number	Areas
1	PAKISTAN INSTITUTE OF MEDICAL SCIENCES (PIMS)	4	49	0	
2	FG POLY CLINIC HOSPITAL	0	12	0	
3	CAPITAL HOSPITAL	0	11	0	
4	SHIFA INTERNATIONAL	0	0	0	
5	FEDERAL GENERAL HOSPITAL	0	11	0	
6	B.B HOSPITAL (RWP)	8	75	0	
7	HOLY FAMILY HOSPITAL (RWP)	6	180	0	
8	DHQ HOSPITALS (RWP)	0	4	0	
9	PRIVATE LABORATORY/Others	38	262	0	
Total		56	604	0	

C. Response by Teams

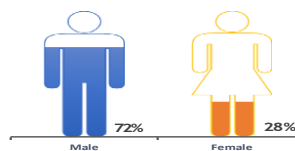
Rural							Urban						
Cases response in rural			Action taken in rural limits				Case response in urban			Action taken in urban limits			
Total cases	Responded in 24 Hr	Total case responded	IRS 24 Hour	Total IRS	Fogging 24 Hour	Total Fogging	Total cases	Responded in 24 Hr	Total case responded	IRS 24 Hour	Total IRS	Fogging 24 Hour	Total Fogging
381	25	348	378	4874	56	759	223	24	184	656	4411	19	1055



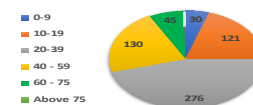
Dengue trend in Islamabad



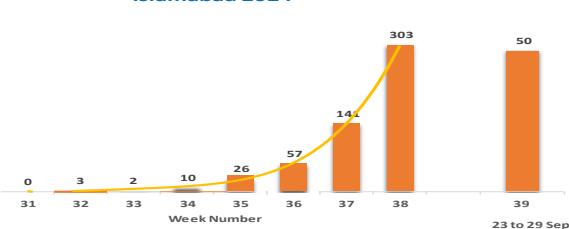
Affected Gender



Affected Age Group



Weekwise Dengue Cases in Islamabad 2024





Ministry of National Health Services,
Regulation and Coordination,
Government of Pakistan



Ministry of National Health Services Regulation and Coordination



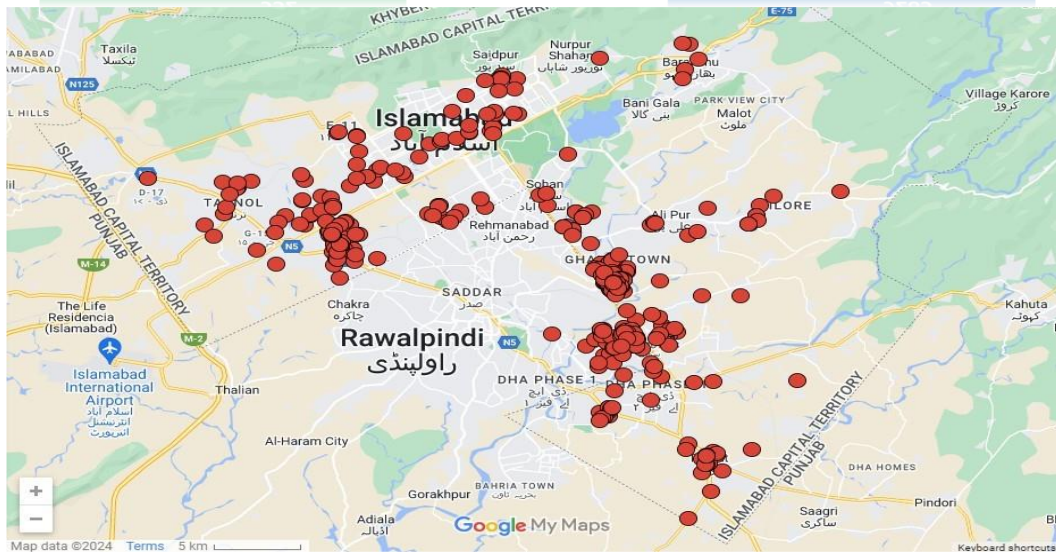
Case response in Islamabad 2024



Total Patients Tagged
532



IRS at Patients Place
9285



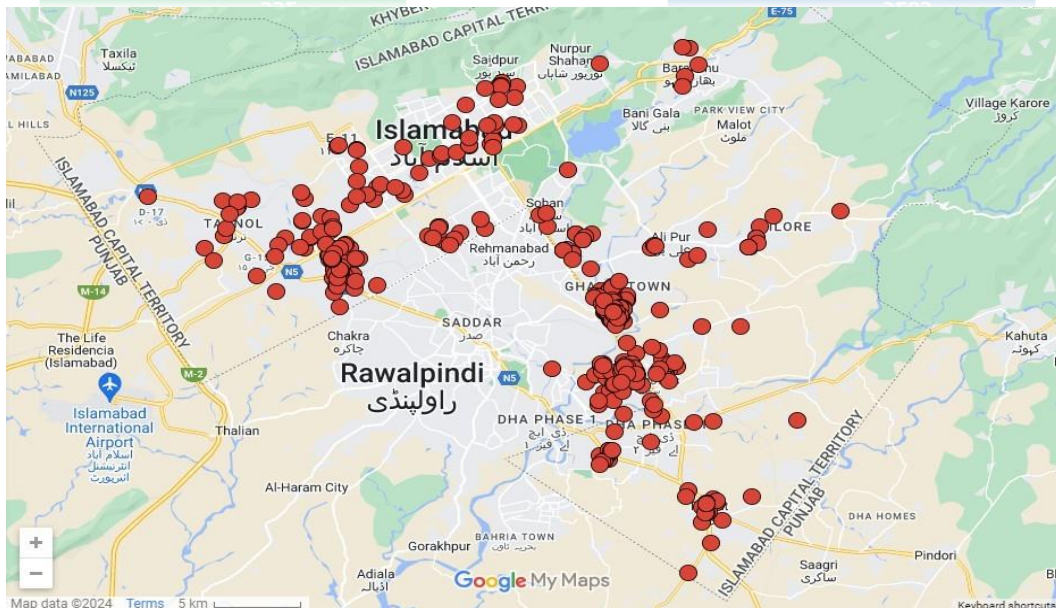
Case response in Islamabad 2024



Total Patients Tagged
532



IRS at Patients Place
9285





Ministry of National Health Services,
Regulation and Coordination,
Government of Pakistan



Ministry of National Health Services Regulations and Coordination



Dengue Surveillance Pictures





Ministry of National Health Services



Dengue Surveillance Pictures

