

## Weekly Epidemiological Bulletin

# Integrated Disease Surveillance and response system

Islamabad week 40-2024 (30 September -06 September, 2024)

## Highlight

**Table 1: District most frequently suspected cases reported during Epidemiological week-40**

Disease	AD	ILI	B. Diarrhea	Measles	Chick enpox	Viral Hep B C & D	Malaria	Tuberculosis	ALRI < 5 years
CHC Shah Allah Ditta	11	31							
CHC Kirpa	09	83							
CHC Rawat	10	139							
RHC Bhara kahu	32	268							01
RHC Tarlai	26	125					01	06	
RHC Sihala	09	105							
BHU Gagri	07	40							
BHU Bhukhar	17	20							
BHU Bhimber Trar	01	19							
BHU Jagiot	09	01							
BHU Jhang Syedan	14	59		01					
BHU Chirrah	13	53							
BHU Tumair	11	26							
BHU Pind Begwal	13	31							
BHU Phulgran	01	28							
BHU Shahdara	03	18							
BHU Sohan	18	11							
Humak Dispensary	06	26							
BHU Golra Sharif	21	18							
BHU Gokina	02	20							
CHC G-13	05	25							

**Table 2: Showing week 38-2024 to 40-2024 IDSR –SITUATION REPORT**

S No.		Week 38	Week 39	Week 40
1	Number of sites Reported	21	21	21
2	Influenza like Illness	1148	1110	1146
3	AD (non-Cholera)	349	358	238
4	Bloody Diarrhea	02	02	0
5	Chickenpox/Varicella	01	0	0
6	Malaria	05	04	01
7	ALRI < 5 years	03	04	01
8	Measles	0	0	01
9	Typhoid	0	0	0
10	Dengue	303	662	544

## Week wise case report of AD & ILI, ICT

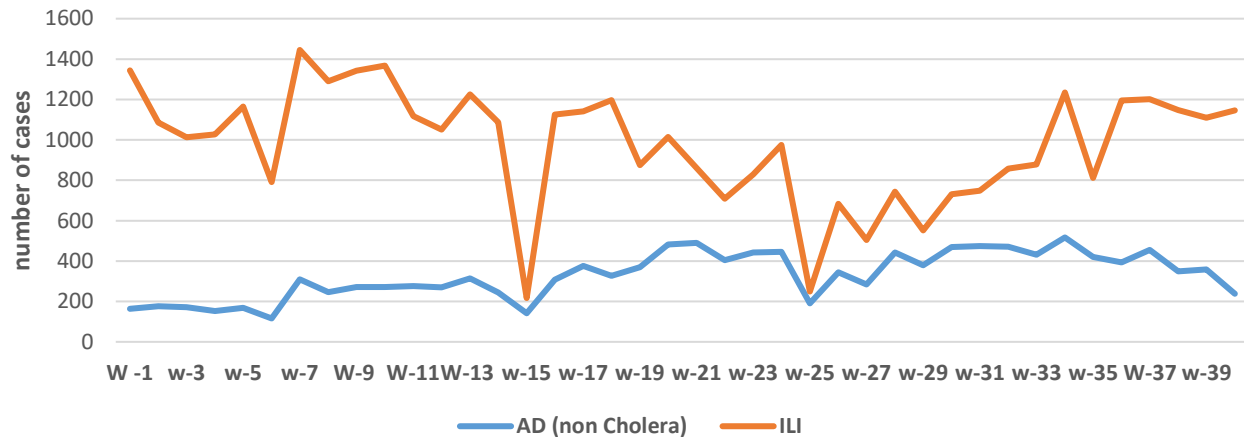


Figure 1: In week 40-2024, disease trends of ILI and acute diarrhea (non-cholera).

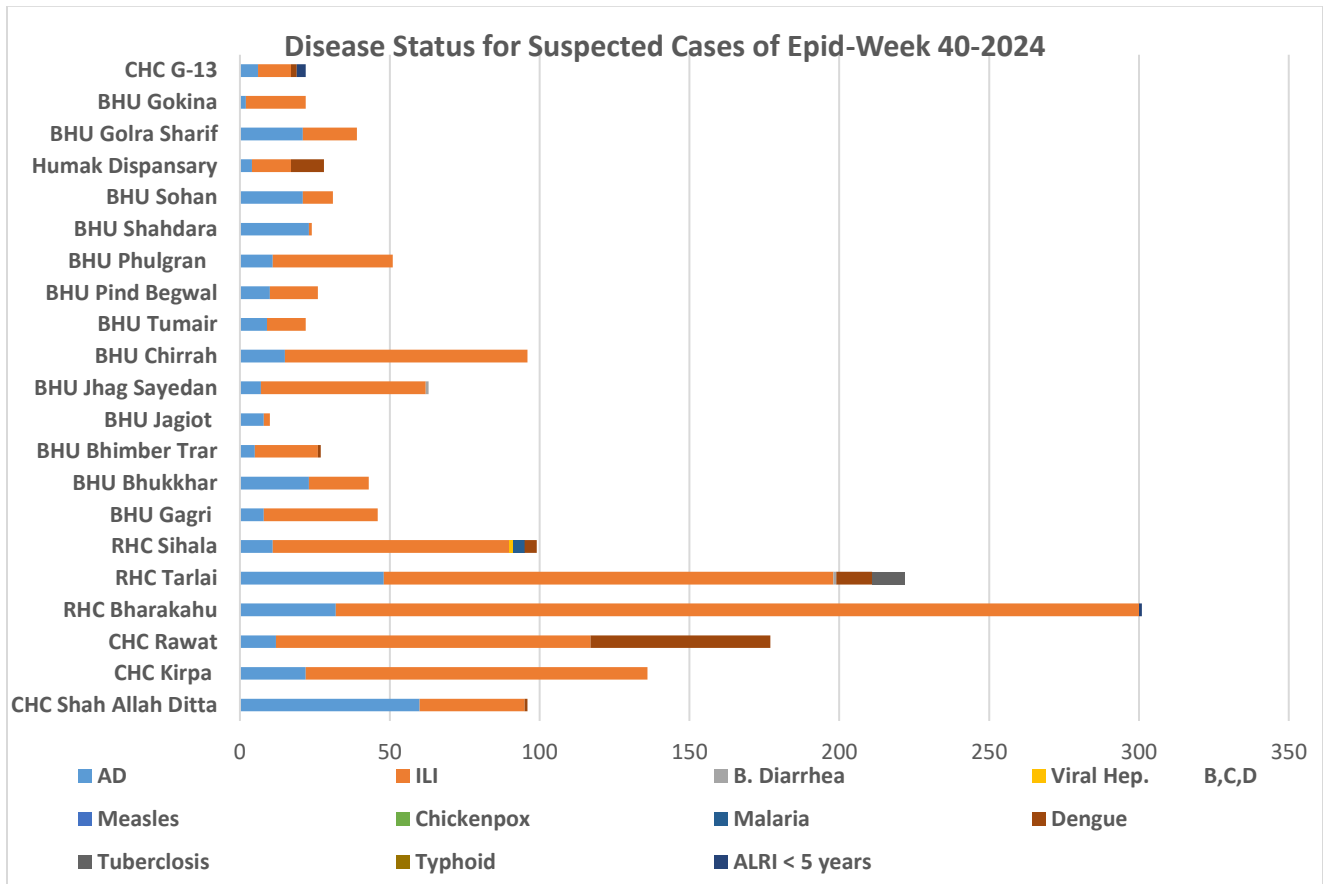


Figure 2: In week 40-2024, ILI has the upper trend with 1146 cases followed by acute diarrhea (non-cholera) 238 cases.



Ministry of National Health Services,  
Regulation and Coordination,  
Government of Pakistan



Ministry of National Health Services Regulations and Coordination  
\*\*\*\*\*



Most frequently reported cases during epid week 32 to 40- 2024

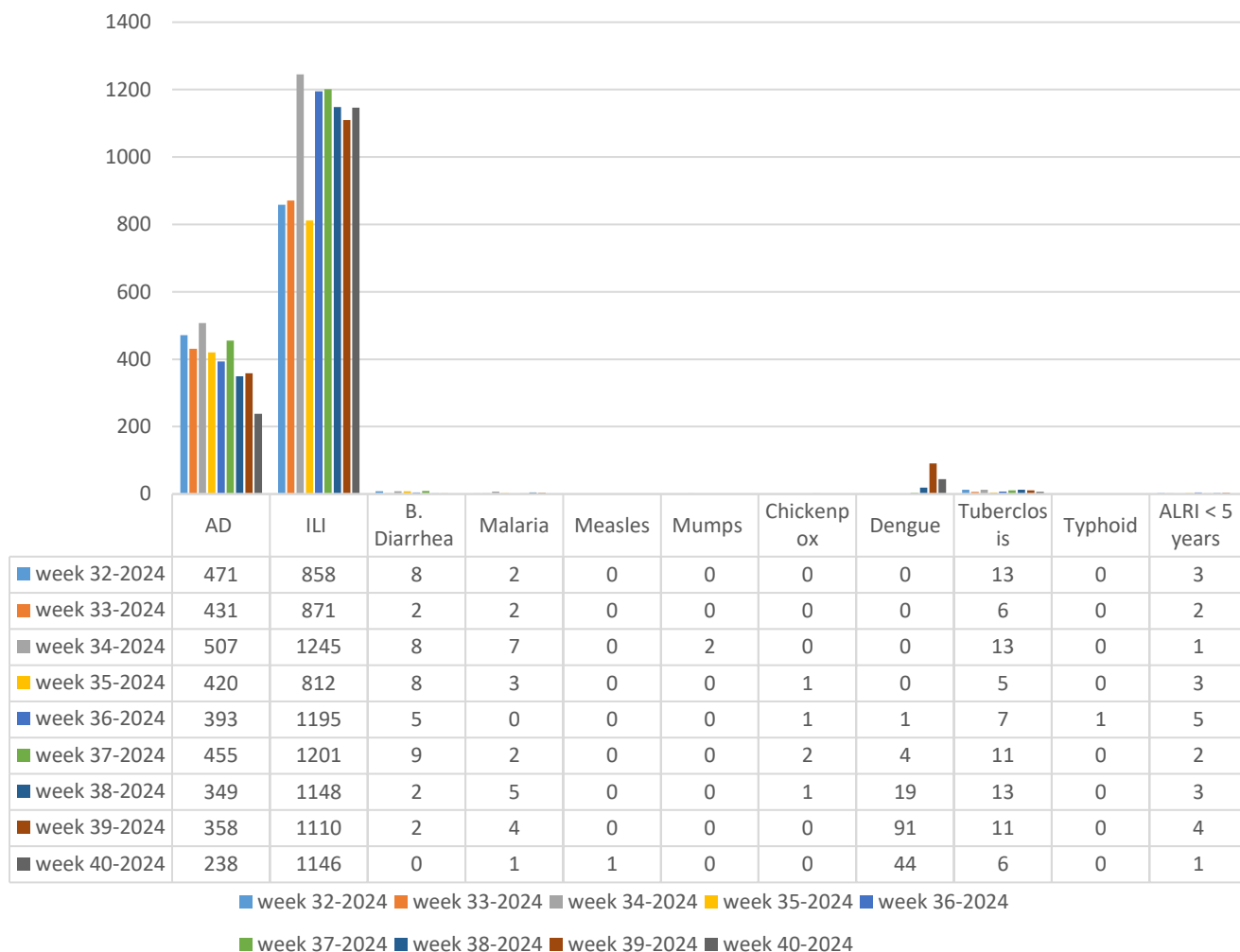


Figure 3: There is decrease in number of AD (non-Cholera) & increase in ILI cases week 40-2024.

## COVID highlight

### Sampling Reports Sep 30<sup>th</sup> to 06<sup>th</sup> Oct. 2024

Total Positive	Total Negative	Total Pending	Total Sample Taken
0	0	0	0

Table 3: Showing 0 % positivity rate during epidemiological week 40-2024.

## Expanded Program on Immunization activities of Health Department ICT

EPI in Pakistan is coordinated at Federal Directorate of Immunization under the Ministry of National Health Services and Regulation Coordination (NHSR&C). The EPI program shall be including vaccines for prevention of vaccine preventable diseases among the adolescents and older age groups as the evidence of vaccines' effectiveness is acquired and advised by the NITAG. The immunization schedule shall thus be periodically updated as and when required depending upon the local disease burden and requirements. The health department with an objective to improve the health of all works on prevention of the diseases EPI is one of the major components. The EPI at district level is managed and supported by staff at district level and the EPI services are provided at Union council level through Fixed Centers, Outreach Vaccination sites and mobile if applicable.

Total EPI Coverage Antigen wise coverage in ICT rural during week 40-2024

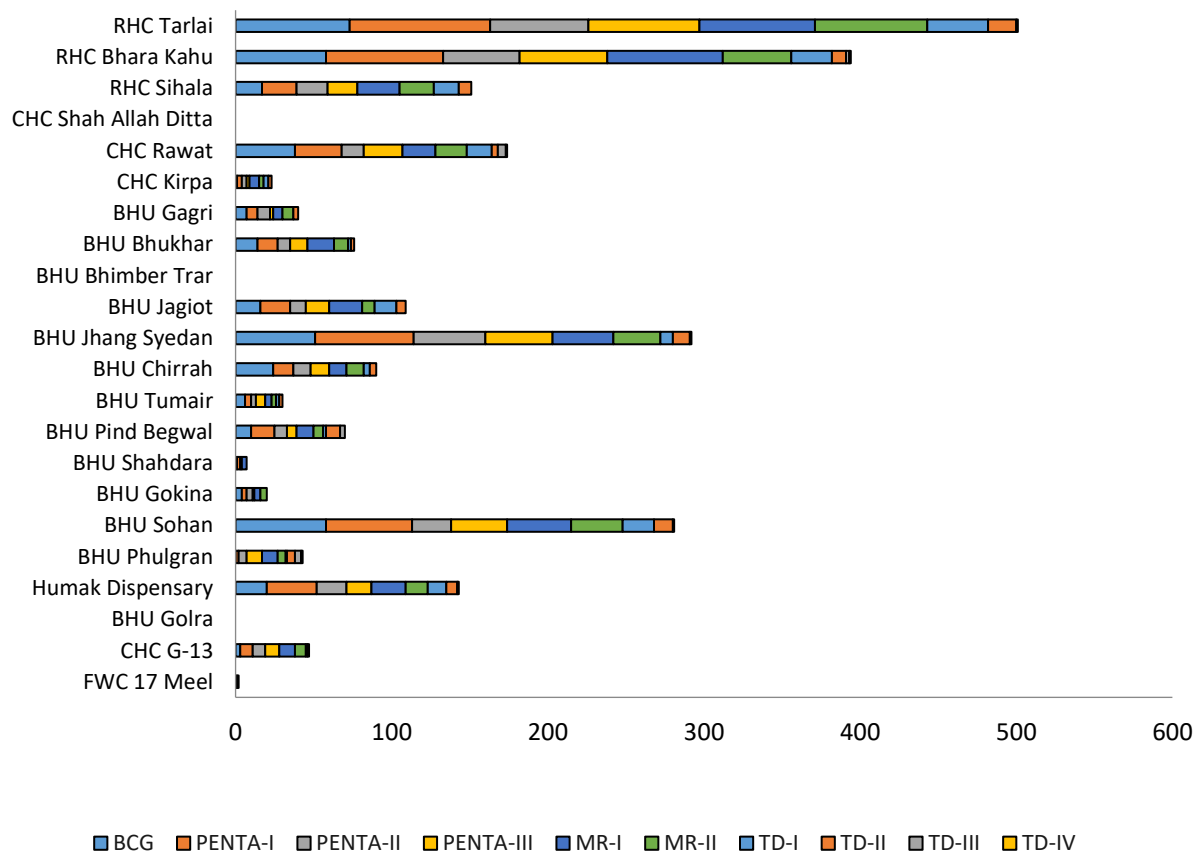


Figure 4: In week 40-2024, total coverage vaccine wise. BCG 489, Penta I 447, Penta II 314, Penta III 355, MR I 398, MR II 319, TD-I 178, TD-II 113, TD-III 14 and TD-IV-V 05.

### Total EPI Coverage in ICT rural during week 40-2024

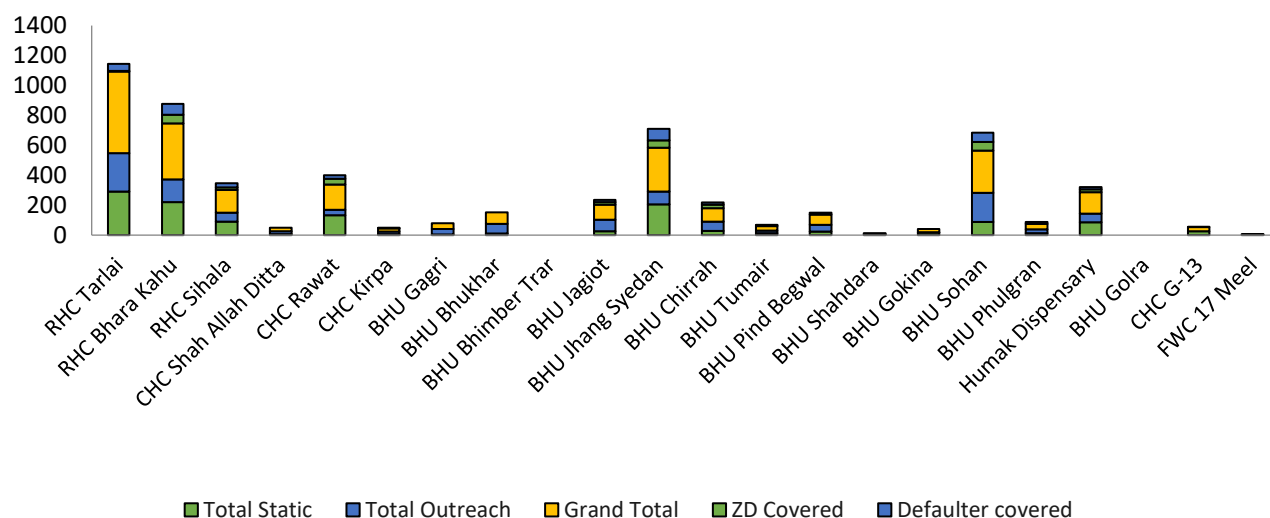


Figure 5: In week 40-2024, Total static coverage was 1317, Outreach total was 1215 Zero dose covered were 298, and defaulter covered were 355.

### Total EPI coverage of Private sector hospitals antigen wise- Week 40-2024

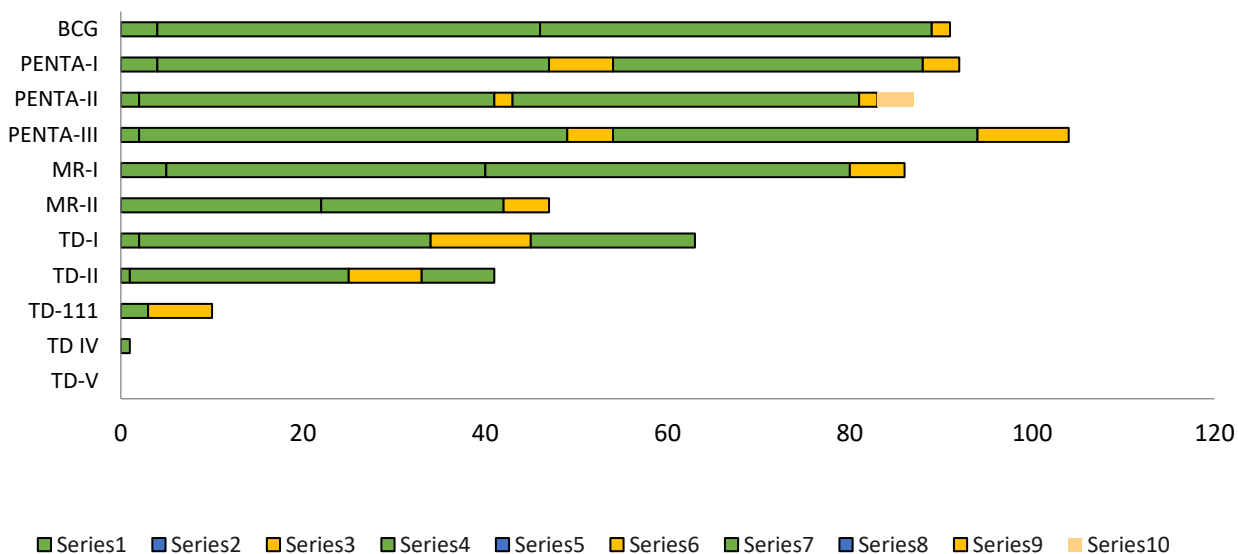


Figure 6: There is vaccine coverage of Public private partnership with private hospitals. In week 40-2024 a total of 496 doses of different antigen were given by hospitals in private sector.



Ministry of National Health Services,  
Regulation and Coordination,  
Government of Pakistan



Ministry of National Health Services Regulation and Coordination



## Dengue Situation Report



### OFFICE OF THE DISTRICT HEALTH OFFICER ISLAMABAD, ICT ACTIVITY REPORT OF DENGUE POSITIVE CASES, ADMITTED IN ISLAMABAD RELEASED ON 10 OCTOBER 2024 (DATA FROM 1 JANUARY TO 10 OCTOBER 2024, 3:00 PM)

#### A. Patients Count

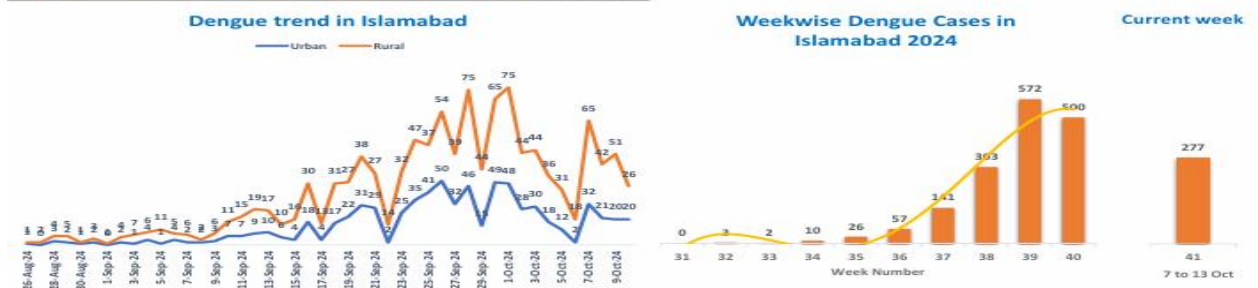
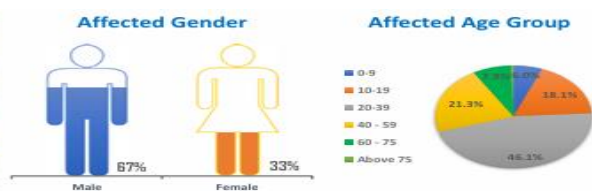
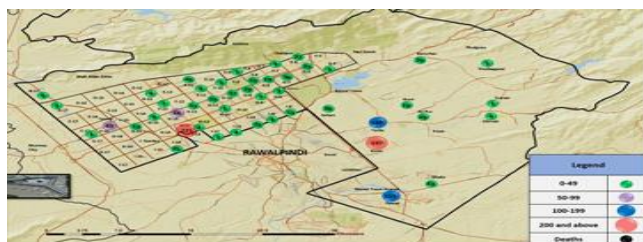
New Patients in Last 24 Hours	Rural Area Patients		Urban Area Patients		Total Patients in Islamabad	Registration of patients from other districts in ISB	Wrong address, Number & duplicate
	Last 24 Hours	Total cases	Last 24 Hours	Total cases			
85	58	1178	27	725	1903	58	31

#### B. Hospital Admission

S. No	Name of Hospital	Last 24-Hour Patients	Total Patients	Deaths	
				Number	Areas
1	PAKISTAN INSTITUTE OF MEDICAL SCIENCES (PIMS)	0	116	0	
2	FG POLY CLINIC HOSPITAL	4	45	0	
3	CAPITAL HOSPITAL	1	24	0	
4	FEDERAL GENERAL HOSPITAL	0	23	0	
5	B.B HOSPITAL (RWP)	13	179	0	
6	HOLY FAMILY HOSPITAL (RWP)	20	428	0	
7	DHQ HOSPITALS (RWP)	0	4	0	
8	PRIVATE LABORATORY/Others	47	1084	0	
Total		85	1903	0	

#### C. Response by Teams

Rural							Urban						
Cases response in rural			Action taken in rural limits				Case response in urban			Action taken in urban limits			
Total cases	Responded in 24 Hr	Total case responded	IRS 24 Hour	Total IRS	Fogging 24 Hour	Total Fogging	Total cases	Responded in 24 Hr	Total case responded	IRS 24 Hour	Total IRS	Fogging 24 Hour	Total Fogging
1178	56	1129	559	13512	102	1725	725	14	676	472	14745	51	1530








Ministry of National Health Services,  
Regulation and Coordination,  
Government of Pakistan



Ministry of National Health Services Regulations and Coordination  
\*\*\*\*\*



## Dengue Surveillance Pictures







Ministry of National Health Services,  
Regulation and Coordination,  
Government of Pakistan



Ministry of National Health Services Regulations and Coordination  
\*\*\*\*\*



## Dr. Shazia Gul Monitors Big Catch-Up at BHU Sohan

On the directives of the District Health Officer, Health Department, Islamabad, Dr. Shazia Gul, EPI In charge, monitored the first day of the Big Catch-Up at the fixed site in BHU Sohan. The session focused on reviewing the due/defaulters list and zero-dose list, and ensuring the availability of standard vaccine carriers. The daily tally sheet was in use, the micro plan was available, a mosque announcement was made, and the NA list of the SNID for September was available. Vaccination is a vital tool for preventing infectious diseases.

