

Weekly Epidemiological Bulletin

Integrated Disease Surveillance and response system

Islamabad week 41-2024 (07 October -13 October, 2024)

Highlight

Table 1: District most frequently suspected cases reported during Epidemiological week-41

Disease	AD	ILI	B. Diarrhea	Measles	Chick enpox	Viral Hep B C & D	Malaria	Tuberculosis	ALRI < 5 years
CHC Shah Allah Ditta	19	31							
CHC Kirpa	9	133							
CHC Rawat	25	204							
RHC Bhara kahu	51	416						01	
RHC Tarlai	57	215						17	
RHC Sihala	17	198							
BHU Gagri	09	43							
BHU Bhukhar	19	29							
BHU Bhimber Trar	03	26							
BHU Jagiot	09	0							
BHU Jhang Syedan	18	58		01					
BHU Chirrah	19	114							
BHU Tumair	04	12							
BHU Pind Begwal	10	38							
BHU Phulgran	10	41							
BHU Shahdara	01	18							
BHU Sohan	24	20							
Humak Dispensary	04	42			02		01		
BHU Golra Sharif	24	26							
BHU Gokina	03	39							
CHC G-13	03	15							

Table 2: Showing week 39-2024 to 41-2024 IDSR –SITUATION REPORT

S No.		Week 39	Week 40	Week 41
1	Number of sites Reported	21	21	21
2	Influenza like Illness	1110	1146	1718
3	AD (non-Cholera)	358	238	338
4	Bloody Diarrhea	02	0	0
5	Chickenpox/Varicella	0	0	02
6	Malaria	04	01	01
7	ALRI < 5 years	04	01	0
8	Measles	0	01	01
9	Typhoid	0	0	0
10	Dengue	662	544	457

Week wise case report of AD & ILI, ICT

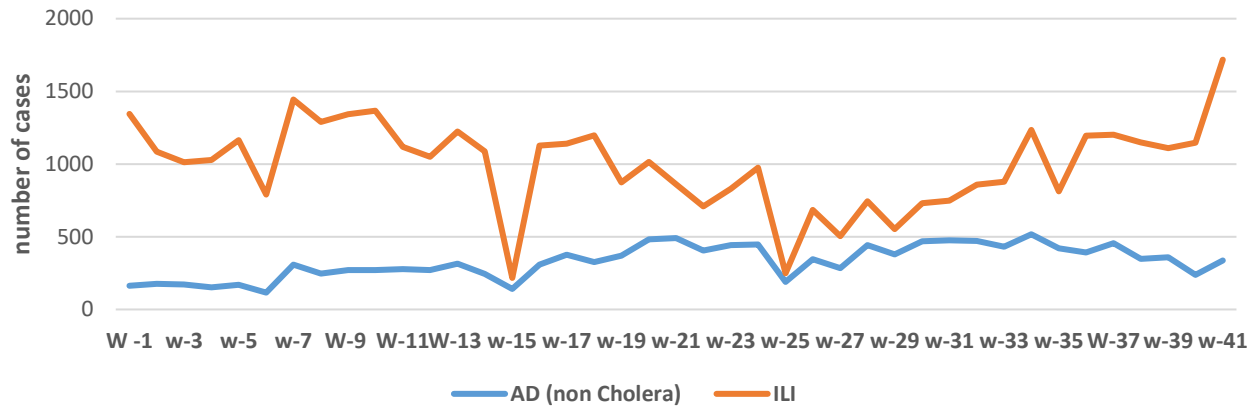


Figure 1: In week 41-2024, disease trends of ILI and acute diarrhea (non-cholera).

Disease Status for Suspected Cases of Epid-Week 41-2024

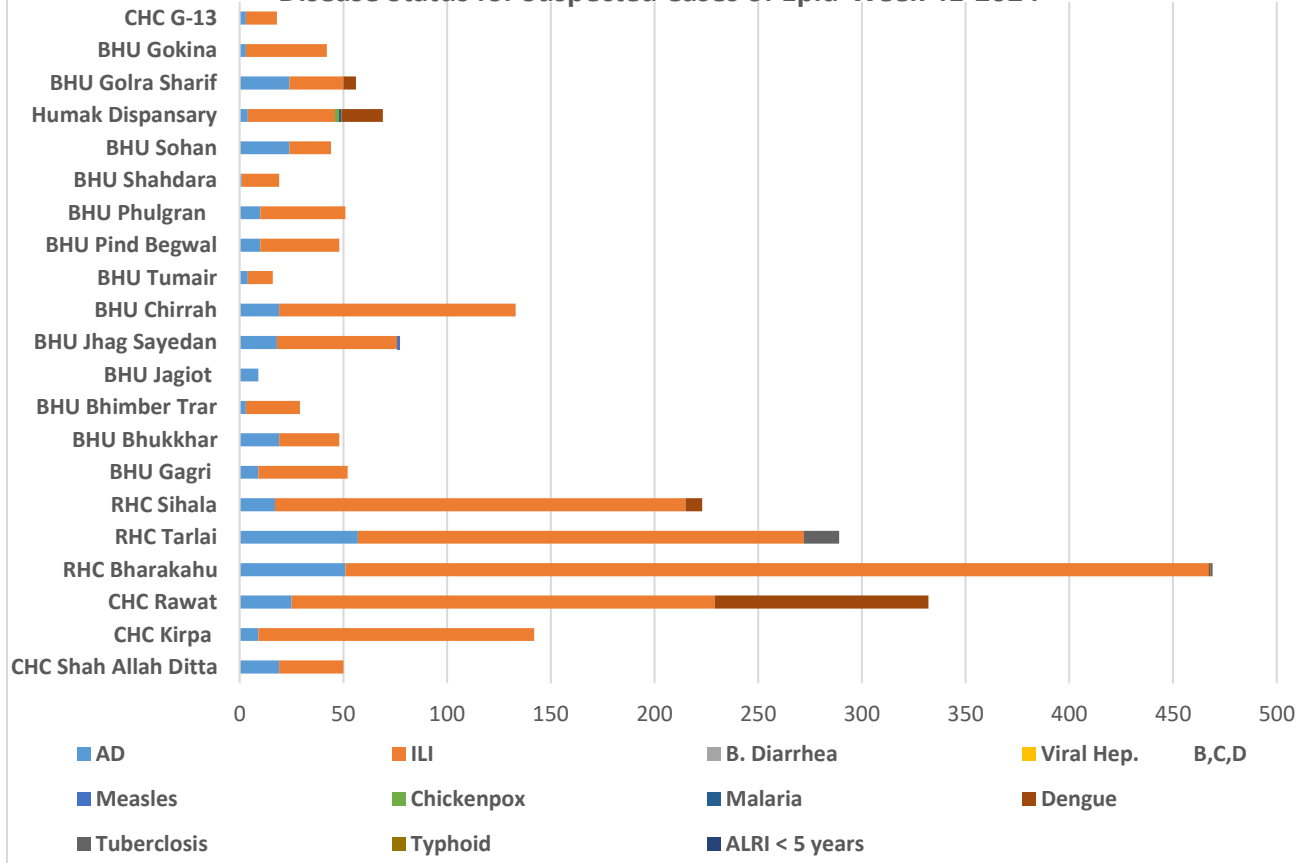


Figure 2: In week 41-2024, ILI has the upper trend with 1718 cases followed by acute diarrhea (non-cholera) 338 cases.



Ministry of National Health Services,
Regulation and Coordination,
Government of Pakistan



Ministry of National Health Services Regulation and Coordination
.....



Most frequently reported cases during epid week 32 to 41- 2024

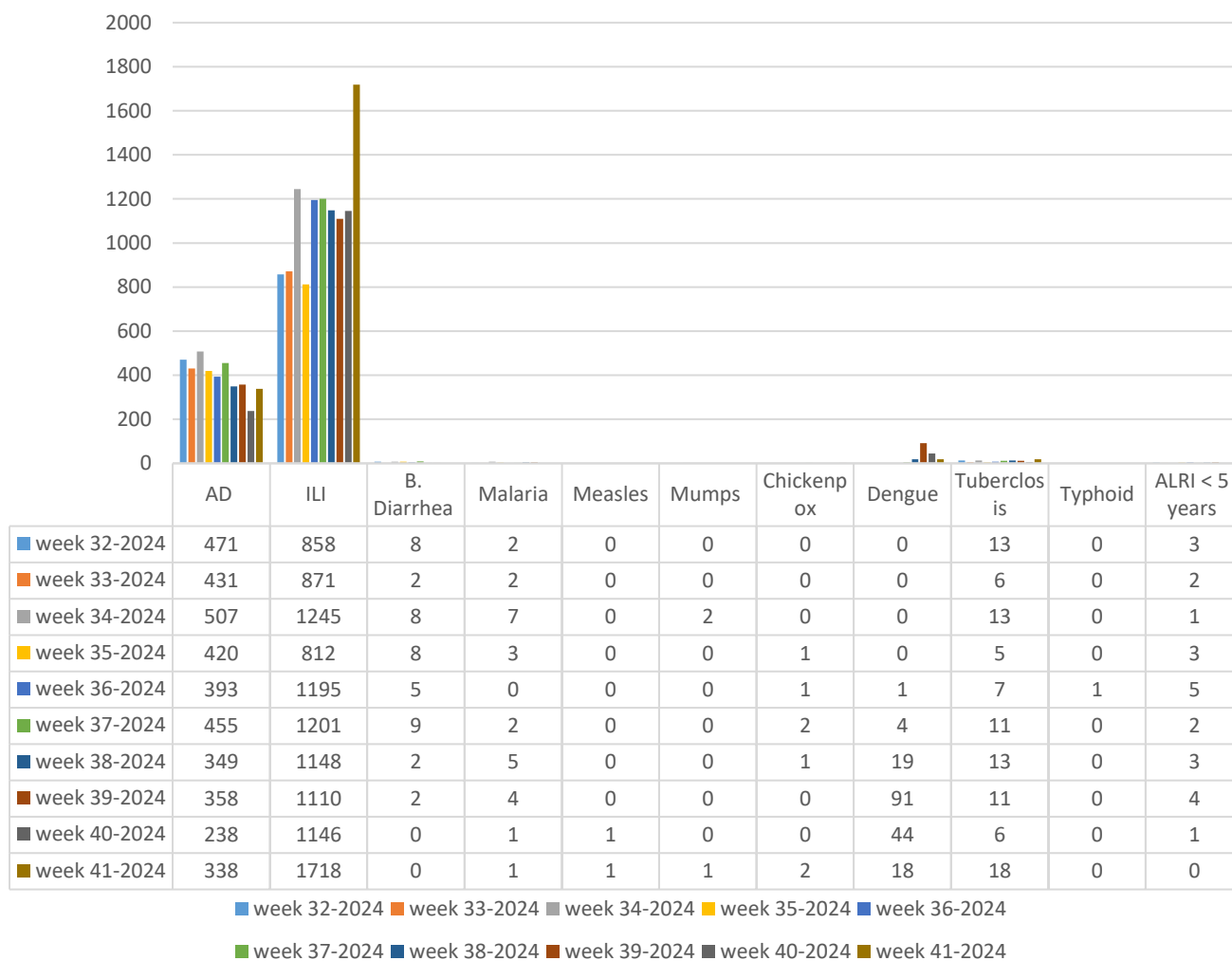


Figure 3: There is increase in number of AD (non-Cholera) & increase in ILI cases week 41-2024.

COVID highlight

Sampling Reports Oct 07th to 13th Oct. 2024

Total Positive	Total Negative	Total Pending	Total Sample Taken
0	0	0	0

Table 3: Showing 0 % positivity rate during epidemiological week 41-2024.

Expanded Program on Immunization activities of Health Department ICT

EPI in Pakistan is coordinated at Federal Directorate of Immunization under the Ministry of National Health Services and Regulation Coordination (NHSR&C). The EPI program shall be including vaccines for prevention of vaccine preventable diseases among the adolescents and older age groups as the evidence of vaccines' effectiveness is acquired and advised by the NITAG. The immunization schedule shall thus be periodically updated as and when required depending upon the local disease burden and requirements. The health department with an objective to improve the health of all works on prevention of the diseases EPI is one of the major components. The EPI at district level is managed and supported by staff at district level and the EPI services are provided at Union council level through Fixed Centers, Outreach Vaccination sites and mobile if applicable.

Total EPI Coverage Antigen wise coverage in ICT rural during week 41-2024

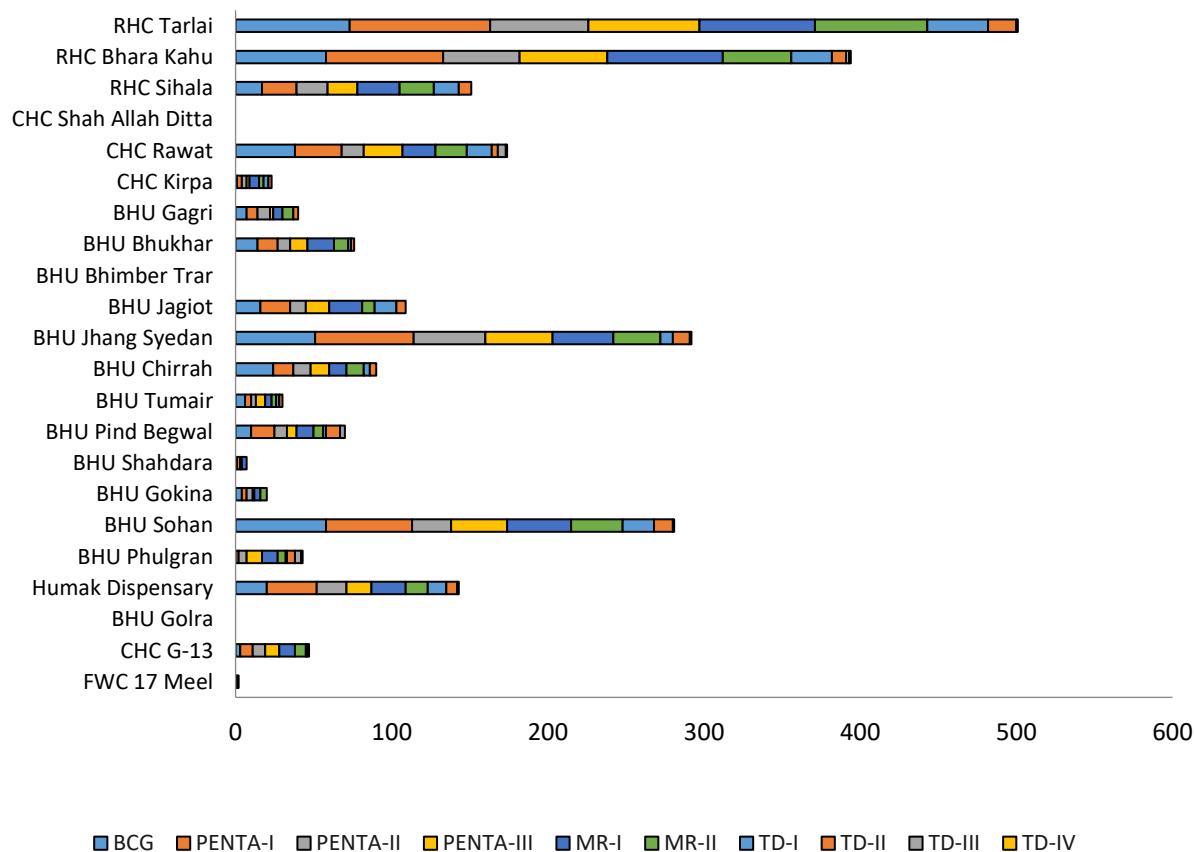


Figure 4: In week 41-2024, total coverage vaccine wise. BCG 510, Penta I 419, Penta II 318, Penta III 365, MR I 418, MR II 320, TD-I 165, TD-II 108, TD-III 18 and TD-IV-V 06.

Total EPI Coverage in ICT rural during week 41-2024

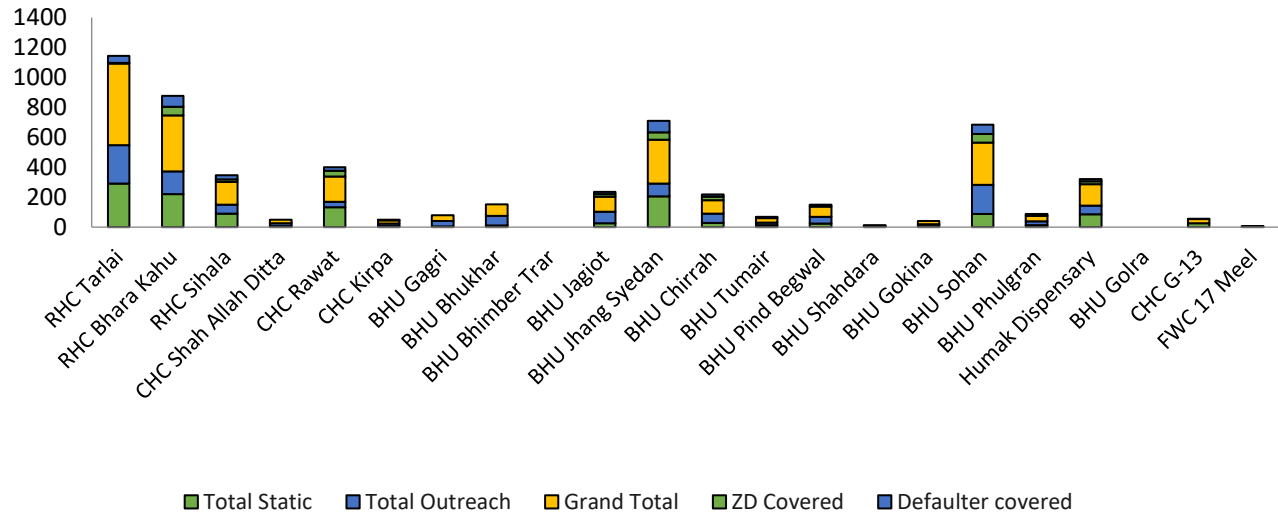


Figure 5: In week 41-2024, Total static coverage was 1260, Outreach total was 1185 Zero dose covered were 298, and defaulter covered were 355.

Total EPI coverage of Private sector hospitals antigen wise- Week 41-2024

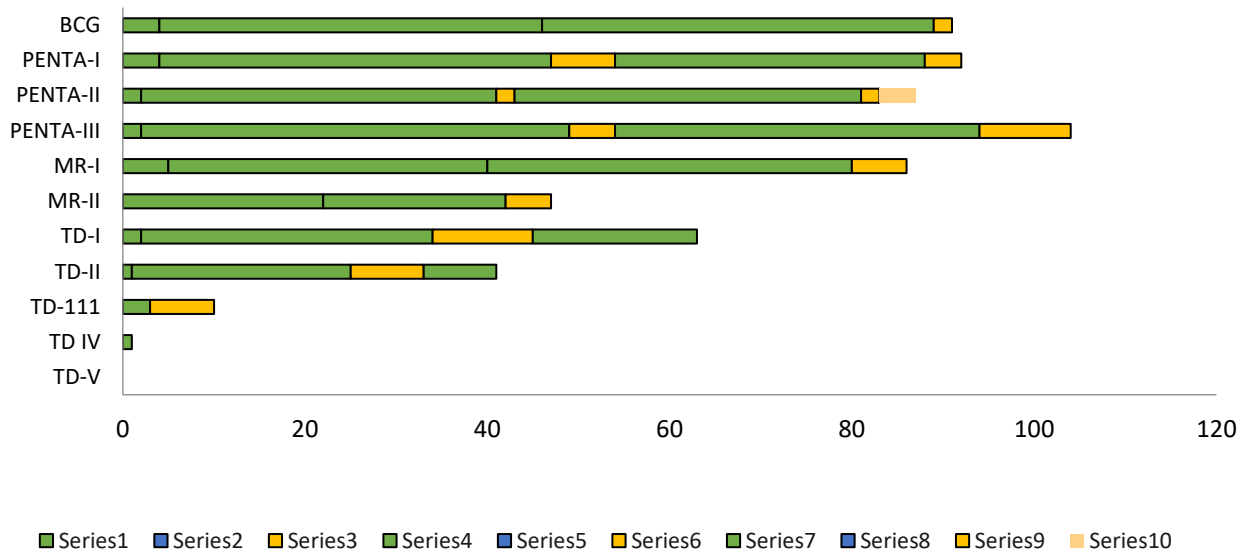


Figure 6: There is vaccine coverage of Public private partnership with private hospitals. In week 41-2024 a total of 520 doses of different antigen were given by hospitals in private sector.



Ministry of National Health Services,
Regulation and Coordination,
Government of Pakistan



Ministry of National Health Services Regulation and Coordination
.....



Dengue Situation Report



OFFICE OF THE DISTRICT HEALTH OFFICER ISLAMABAD, ICT ACTIVITY REPORT OF DENGUE POSITIVE CASES, ADMITTED IN ISLAMABAD RELEASED ON 16 OCTOBER 2024 (DATA FROM 1 JANUARY TO 16 OCTOBER 2024, 3:00 PM)

A. Patients Count

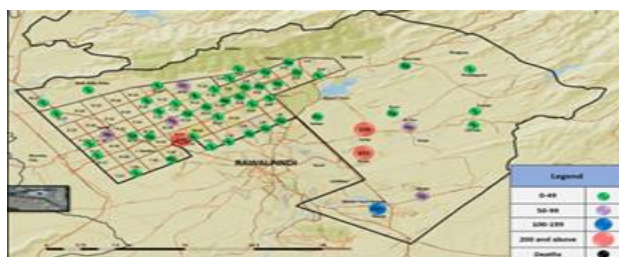
New Patients in Last 24 Hours	Rural Area Patients		Urban Area Patients		Total Patients in Islamabad	Registration of patients from other districts in ISB	Wrong address, Number & duplicate
	Last 24 Hours	Total cases	Last 24 Hours	Total cases			
48	31	1385	17	836	2221	87	44

B. Hospital Admission

S. No	Name of Hospital	Last 24-Hour Patients	Total Patients	Deaths	
				Number	Areas
1	PAKISTAN INSTITUTE OF MEDICAL SCIENCES (PIMS)	4	143	0	
2	FG POLY CLINIC HOSPITAL	0	45	0	
3	CAPITAL HOSPITAL	0	31	0	
4	FEDERAL GENERAL HOSPITAL	3	32	0	
5	B.B HOSPITAL (RWP)	8	215	0	
6	HOLY FAMILY HOSPITAL (RWP)	9	528	0	
7	DHQ HOSPITALS (RWP)	0	4	0	
8	PRIVATE LABORATORY/Others	24	1223	0	
Total		48	2221	0	

C. Response by Teams

Rural							Urban						
Cases response in rural			Action taken in rural limits				Case response in urban			Action taken in urban limits			
Total cases	Responded in 24 Hr	Total case responded	IRS 24 Hour	Total IRS	Fogging 24 Hour	Total Fogging	Total cases	Responded in 24 Hr	Total case responded	IRS 24 Hour	Total IRS	Fogging 24 Hour	Total Fogging
1385	43	1355	484	16294	0	2157	836	16	798	549	17368	0	1595



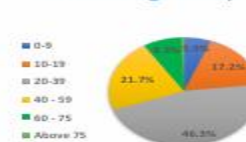
Dengue trend in Islamabad



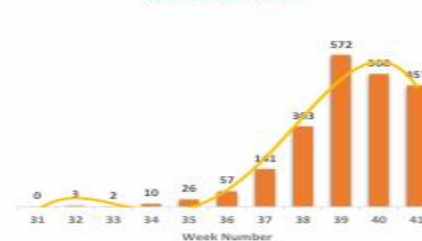
Affected Gender



Affected Age Group



Weekwise Dengue Cases in Islamabad 2024



Current week





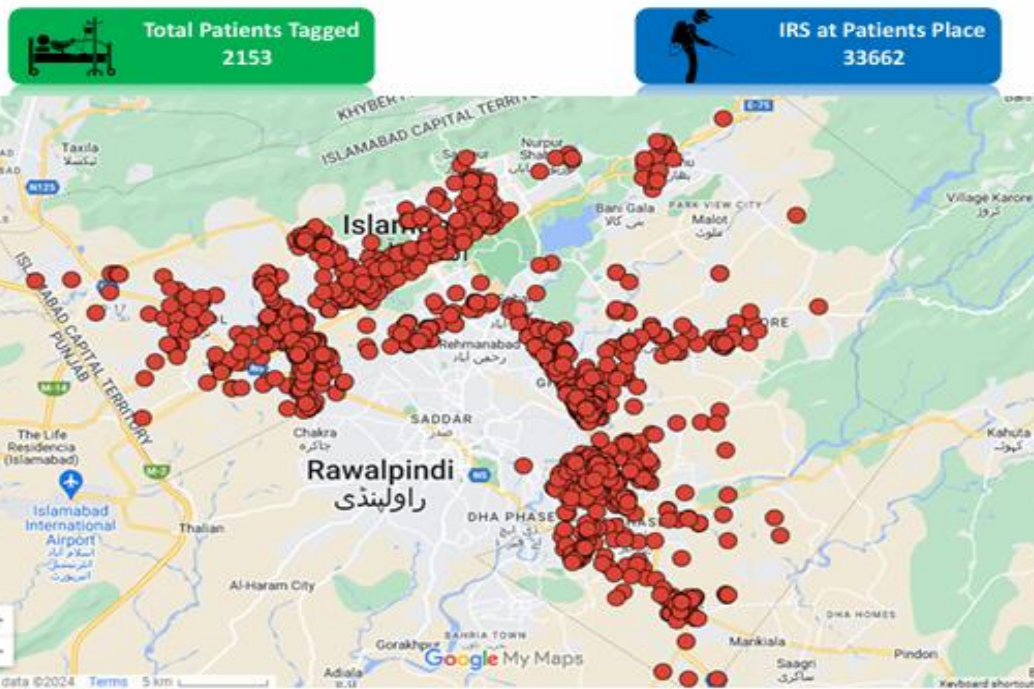
Ministry of National Health Services,
Regulation and Coordination,
Government of Pakistan



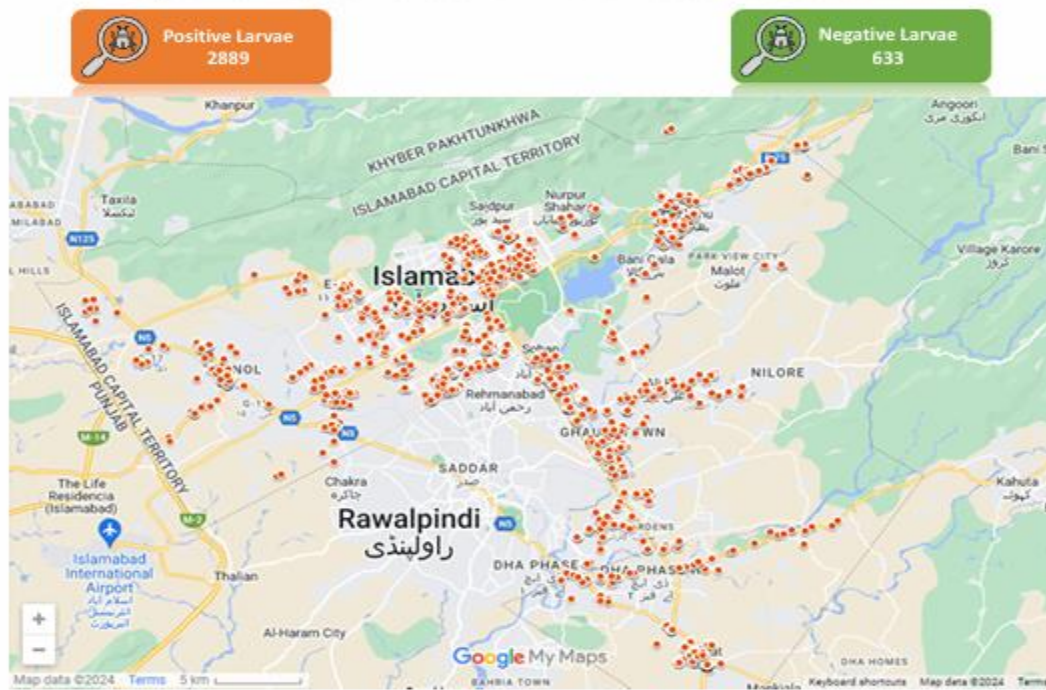
Ministry of National Health Services Regulation and Coordination



Case response in Islamabad 2024



Dengue Larvae identification in Islamabad 16 October 2024





Ministry of National Health Services,
Regulation and Coordination,
Government of Pakistan



Ministry of National Health Services Regulations and Coordination



Dengue Surveillance Pictures

