

Weekly Epidemiological Bulletin

Integrated Disease Surveillance and response system

Islamabad week 43-2024 (21 October -27 October, 2024)

Highlight

Table 1: District most frequently suspected cases reported during Epidemiological week-43

Disease	AD	ILI	B. Diarrhea	Measles	Chick enpox	Viral Hep B C & D	Malaria	Tuberculosis	ALRI < 5 years
CHC Shah Allah Ditta	19	24							
CHC Kirpa	09	120							
CHC Rawat	23	194							
RHC Bhara kahu	15	274							
RHC Tarlai	50	235		01	01			05	03
RHC Sihala	36	301					03		
BHU Gagri	15	42							
BHU Bhukhar	24	46							
BHU Bhimber Trar	02	24							
BHU Jagiot	05	04							
BHU Jhang Syedan	23	84							
BHU Chirrah	19	134							
BHU Tumair	11	17							
BHU Pind Begwal	03	41							
BHU Phulgran	08	46							
BHU Shahdara	5	25							
BHU Sohan	38	17		01					
Humak Dispensary	11	40							
BHU Golra Sharif	13	25							
BHU Gokina	01	12							
CHC G-13	02	12							

Table 2: Showing week 41-2024 to 43-2024 IDSR –SITUATION REPORT

S No.		Week 41	Week 42	Week 43
1	Number of sites Reported	21	21	21
2	Influenza like Illness	1718	1561	1717
3	AD (non-Cholera)	338	312	332
4	Bloody Diarrhea	0	01	0
5	Chickenpox/Varicella	02	01	01
6	Malaria	01	01	03
7	ALRI < 5 years	0	02	03
8	Measles	01	03	02
9	Typhoid	0	01	01
10	Dengue	457	380	427

Week wise case report of AD & ILI, ICT

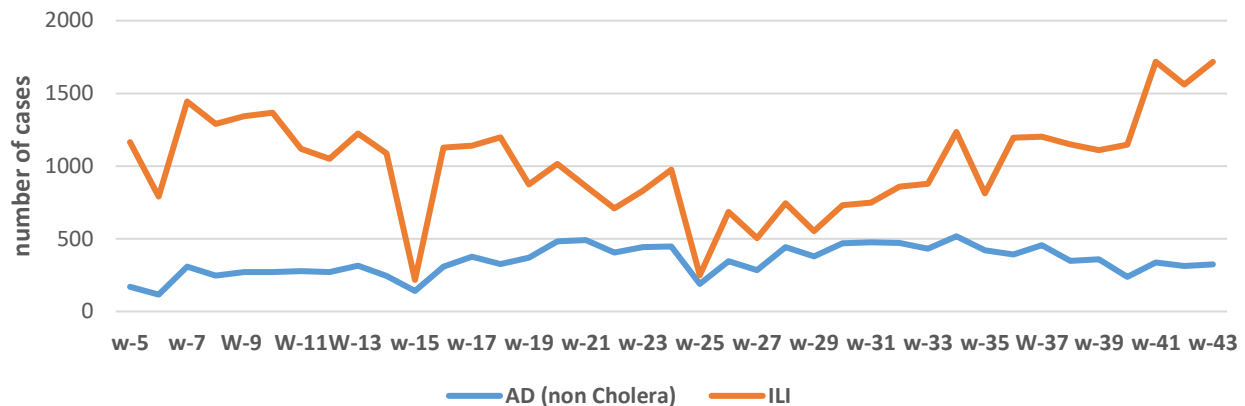


Figure 1: In week 43-2024, disease trends of ILI and acute diarrhea (non-cholera).

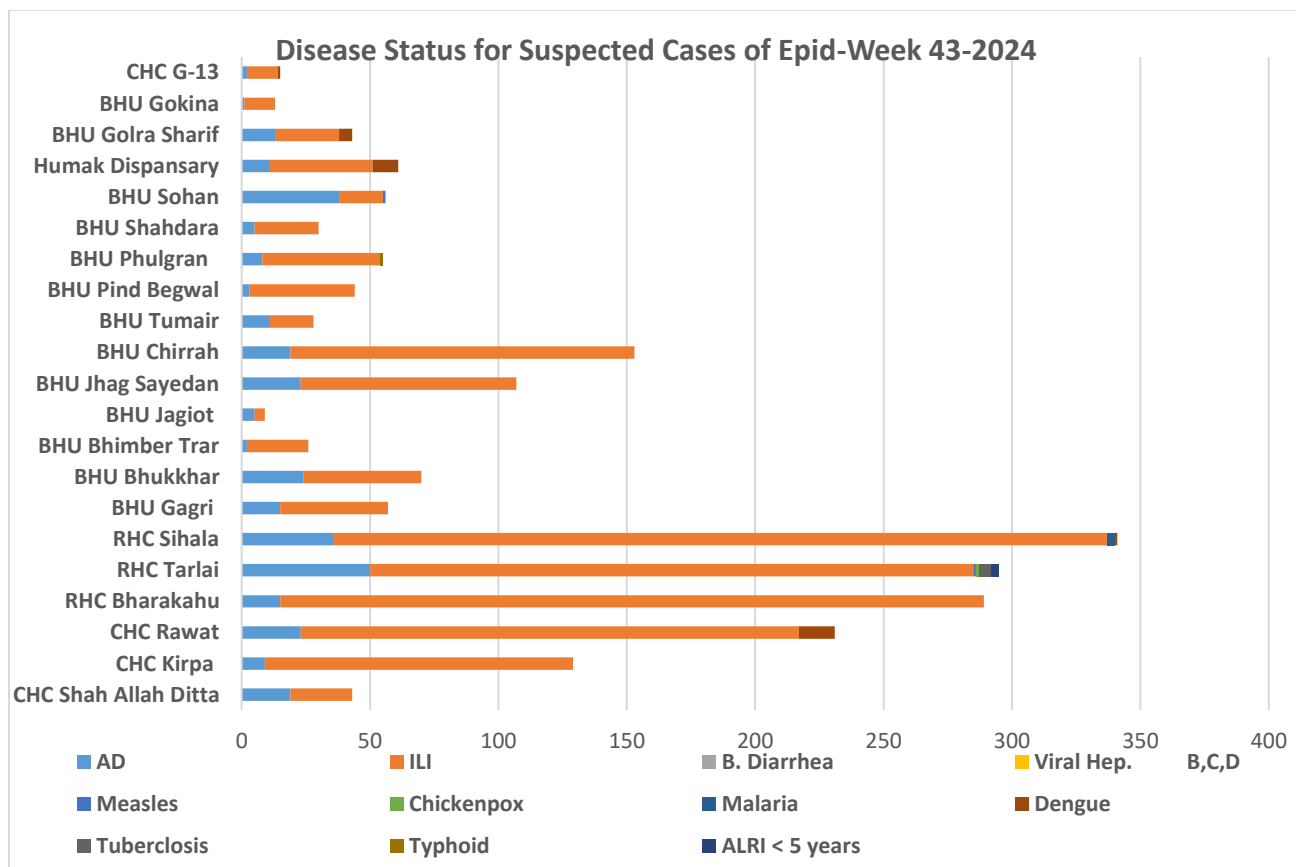


Figure 2: In week 43-2024, ILI has the upper trend with 1717 cases followed by acute diarrhea (non-cholera) 332 cases.



Ministry of National Health Services,
Regulation and Coordination,
Government of Pakistan



Ministry of National Health Services Regulation and Coordination



Most frequently reported cases during epid week 33 to 43- 2024

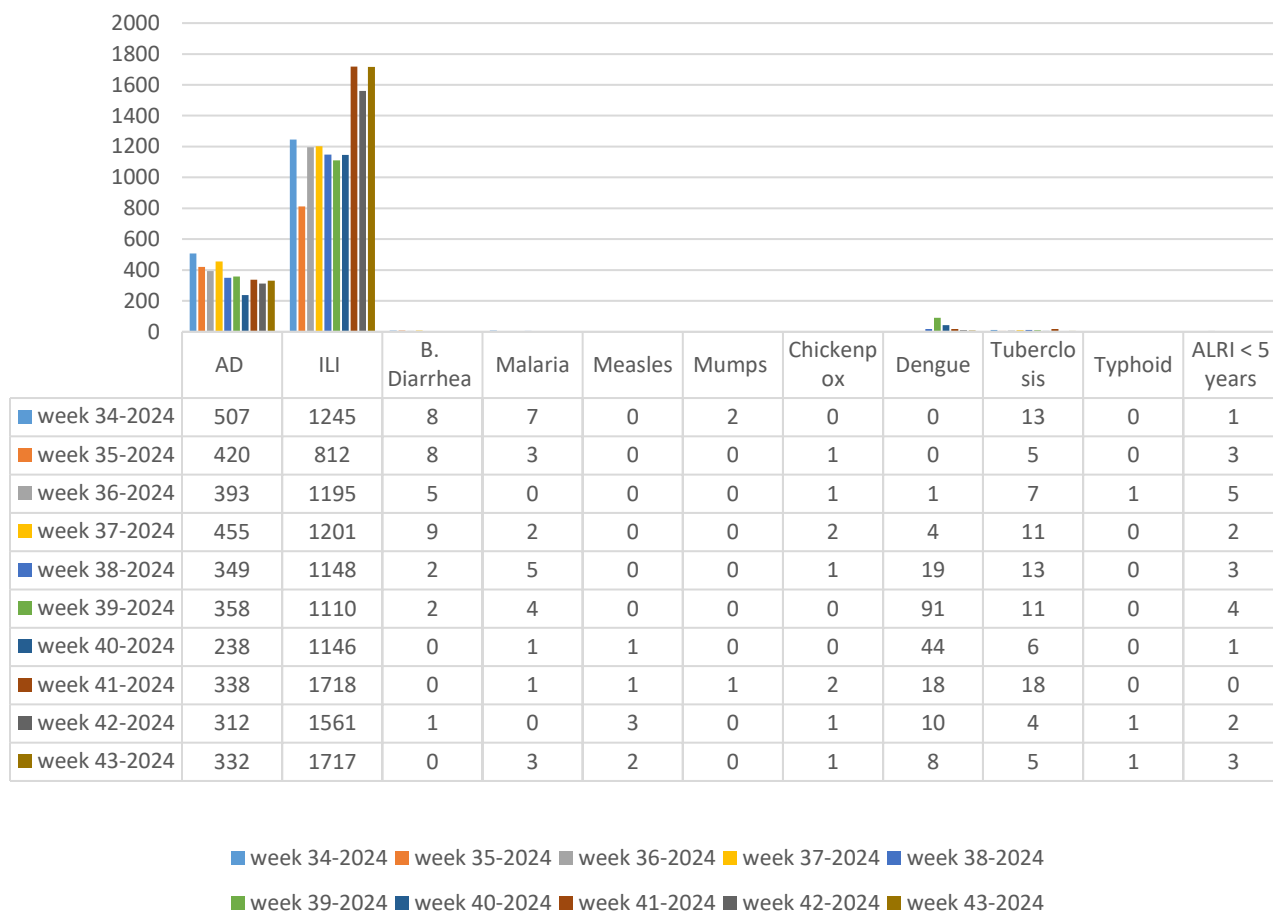


Figure 3: There is increase in number of AD (non-Cholera) & increase in ILI cases week 43-2024.

COVID highlight

Sampling Reports Oct 21st to 27th Oct. 2024

Total Positive	Total Negative	Total Pending	Total Sample Taken
0	0	0	0

Table 3: Showing 0 % positivity rate during epidemiological week 43-2024.

Expanded Program on Immunization activities of Health Department ICT

EPI in Pakistan is coordinated at Federal Directorate of Immunization under the Ministry of National Health Services and Regulation Coordination (NHSR&C). The EPI program shall be including vaccines for prevention of vaccine preventable diseases among the adolescents and older age groups as the evidence of vaccines' effectiveness is acquired and advised by the NITAG. The immunization schedule shall thus be periodically updated as and when required depending upon the local disease burden and requirements. The health department with an objective to improve the health of all works on prevention of the diseases EPI is one of the major components. The EPI at district level is managed and supported by staff at district level and the EPI services are provided at Union council level through Fixed Centers, Outreach Vaccination sites and mobile if applicable.

Total EPI Coverage Antigen wise coverage in ICT rural during week 43-2024

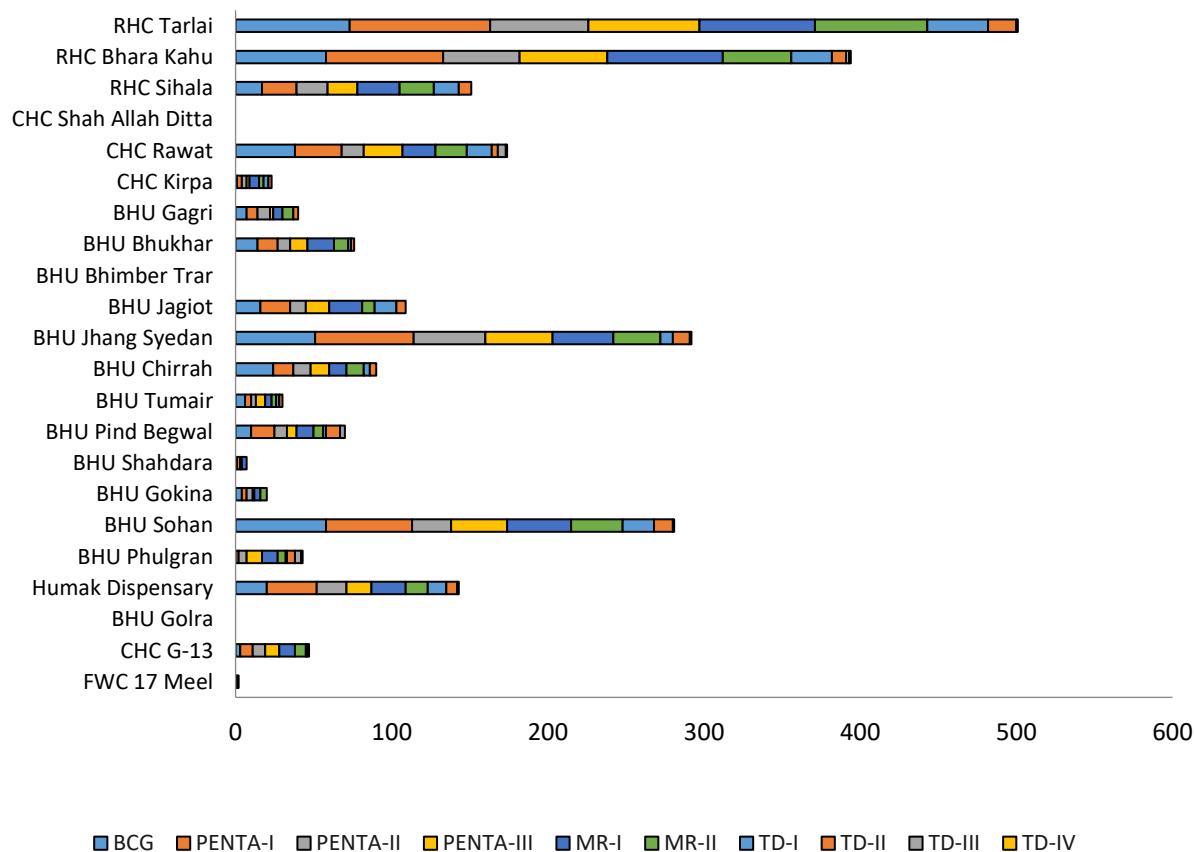


Figure 4: In week 43-2024, total coverage vaccine wise. BCG 378, Penta I 410, Penta II 308, Penta III 321, MR I 373, MR II 286, TD-I 149, TD-II 84, TD-III 17 and TD-IV-V 05.



Ministry of National Health Services,
Regulation and Coordination,
Government of Pakistan



Ministry of National Health Services Regulations and Coordination



Total EPI Coverage in ICT rural during week 43-2024

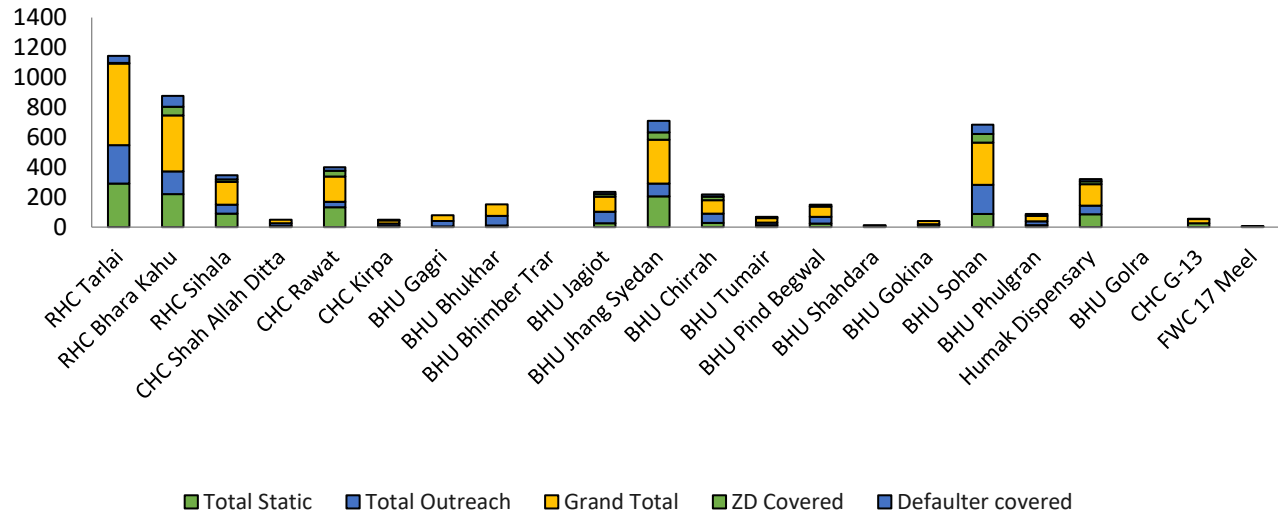


Figure 5: In week 43-2024, Total static coverage was 1172, Outreach total was 1217 Zero dose covered were 232, and defaulter covered were 356.

Total EPI coverage of Private sector hospitals antigen wise- Week 43-2024

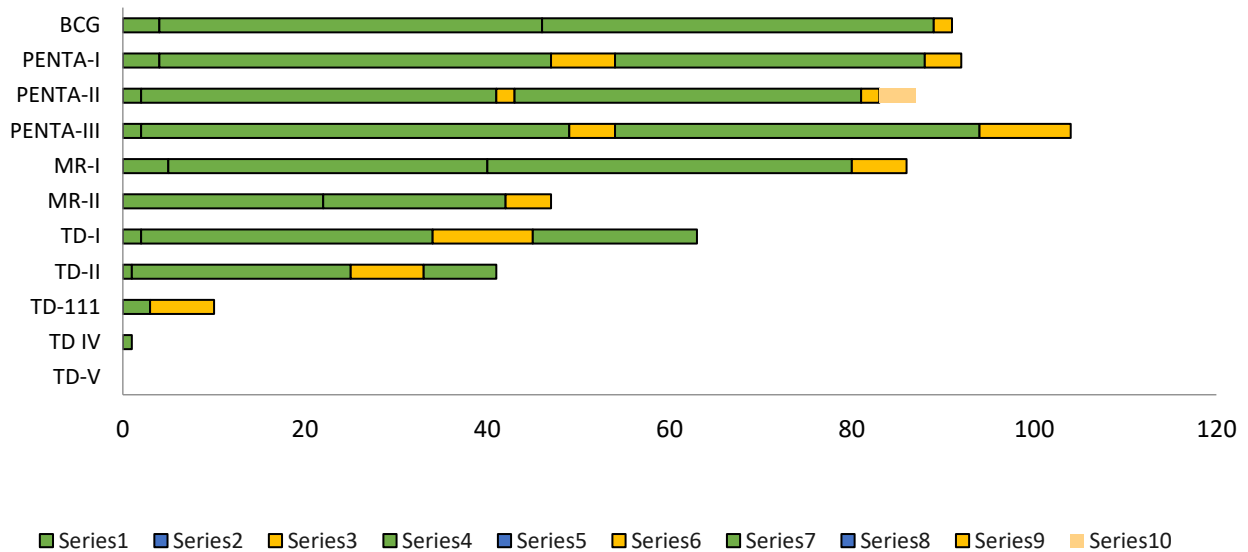


Figure 6: There is vaccine coverage of Public private partnership with private hospitals. In week 43-2024 a total of 520 doses of different antigen were given by hospitals in private sector.



Ministry of National Health Services,
Regulation and Coordination,
Government of Pakistan



Ministry of National Health Services Regulation and Coordination



Dengue Situation Report



OFFICE OF THE DISTRICT HEALTH OFFICER ISLAMABAD, ICT ACTIVITY REPORT OF DENGUE POSITIVE CASES, ADMITTED IN ISLAMABAD RELEASED ON 28 OCTOBER 2024 (DATA FROM 1 JANUARY TO 28 OCTOBER 2024, 3:00 PM)

A. Patients Count

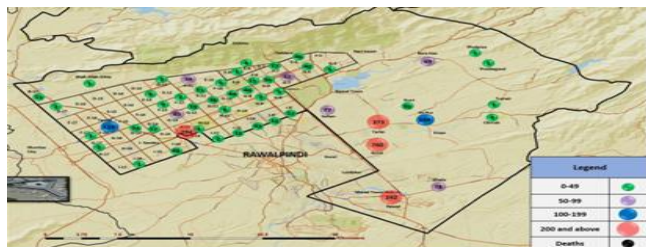
New Patients in Last 24 Hour	Rural Area Patients		Urban Area Patients		Total Patients in Islamabad	Registration of patients from other districts in ISB	Wrong address, Number & duplicate
	Last 24 Hour	Total cases	Last 24 Hour	Total cases			
54	27	1859	27	1071	2930	126	55

B. Hospital Admission

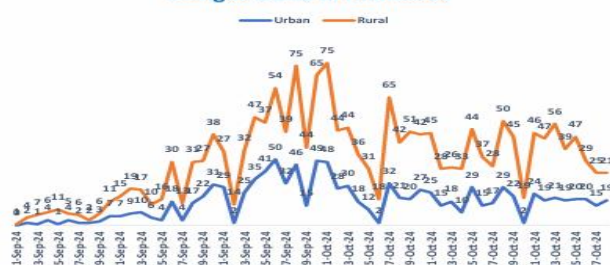
S. No	Name of Hospital	Last 24-Hour Patients	Total Patients	Deaths	
				Number	UC/Sector
1	PAKISTAN INSTITUTE OF MEDICAL SCIENCES (PIMS)	3	196	0	
2	FG POLY CLINIC HOSPITAL	2	88	0	
3	CAPITAL HOSPITAL	0	43	0	
4	FEDERAL GENERAL HOSPITAL	0	75	0	
5	B.B HOSPITAL (RWP)	1	289	0	
6	HOLY FAMILY HOSPITAL (RWP)	16	709	0	
7	DHQ HOSPITALS (RWP)	0	4	0	
8	PRIVATE LABORATORY/Others	32	1526	0	
Total		54	2930	0	

C. Response by Teams

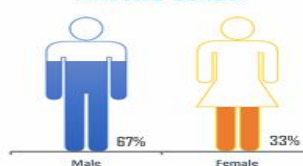
Rural							Urban						
Cases response in rural			Action taken in rural limits				Case response in urban			Action taken in urban limits			
Total cases	Responded in 24 Hr	Total case responded	IRS 24 Hour	Total IRS	Fogging 24 Hour	Total Fogging	Total cases	Responded in 24 Hr	Total case responded	IRS 24 Hour	Total IRS	Fogging 24 Hour	Total Fogging
1859	45	1801	539	22724	137	4274	1071	9	1003	227	21432	67	4702



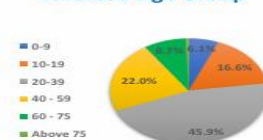
Dengue trend in Islamabad



Affected Gender



Affected Age Group



Weekwise Dengue Cases in Islamabad 2024



Current week





Ministry of National Health Services,
Regulation and Coordination,
Government of Pakistan



Ministry of National Health Services Regulation and Coordination



Dengue Surveillance Pictures

