

Weekly Epidemiological Bulletin

Integrated Disease Surveillance and response system

Islamabad week 43-2024 (28 October -03 November, 2024)

Highlight

Table 1: District most frequently suspected cases reported during Epidemiological week-44

Disease	AD	ILI	B. Diarrhea	Measles	Chick enpox	Viral Hep B C & D	Malaria	Tuberculosis	ALRI < 5 years
CHC Shah Allah Ditta	15	29							
CHC Kirpa	13	96							
CHC Rawat	21	9							
RHC Bhara kahu	23	426			1		1		
RHC Tarlai	40	250						5	6
RHC Sihala	56	250					4		
BHU Gagri	7	34							
BHU Bhukhar	14	53							
BHU Bhimber Trar	0	0							
BHU Jagiot	6	0							
BHU Jhang Syedan	14	37							
BHU Chirrah	6	69							
BHU Tumair	5	12							
BHU Pind Begwal	14	33							
BHU Phulgran	13	63							
BHU Shahdara	1	31							
BHU Sohan	30	14							
Humak Dispensary	7	52							
BHU Golra Sharif	28	31							
BHU Gokina	2	15							
CHC G-13	0	7							

Table 2: Showing week 42-2024 to 44-2024 IDSR –SITUATION REPORT

S No.		Week 42	Week 43	Week 44
1	Number of sites Reported	21	21	21
2	Influenza like Illness	1561	1717	1511
3	AD (non-Cholera)	312	332	315
4	Bloody Diarrhea	01	0	0
5	Chickenpox/Varicella	01	01	01
6	Malaria	01	03	05
7	ALRI < 5 years	02	03	06
8	Measles	03	02	0
9	Typhoid	01	01	0
10	Dengue	380	427	413

Week wise case report of AD & ILI, ICT

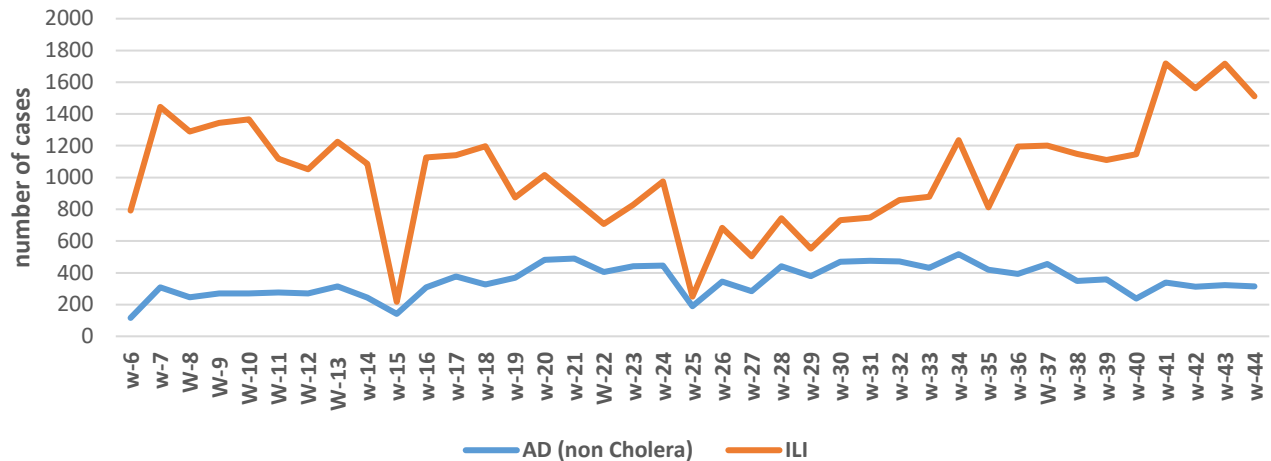


Figure 1: In week 44-2024, disease trends of ILI and acute diarrhea (non-cholera).

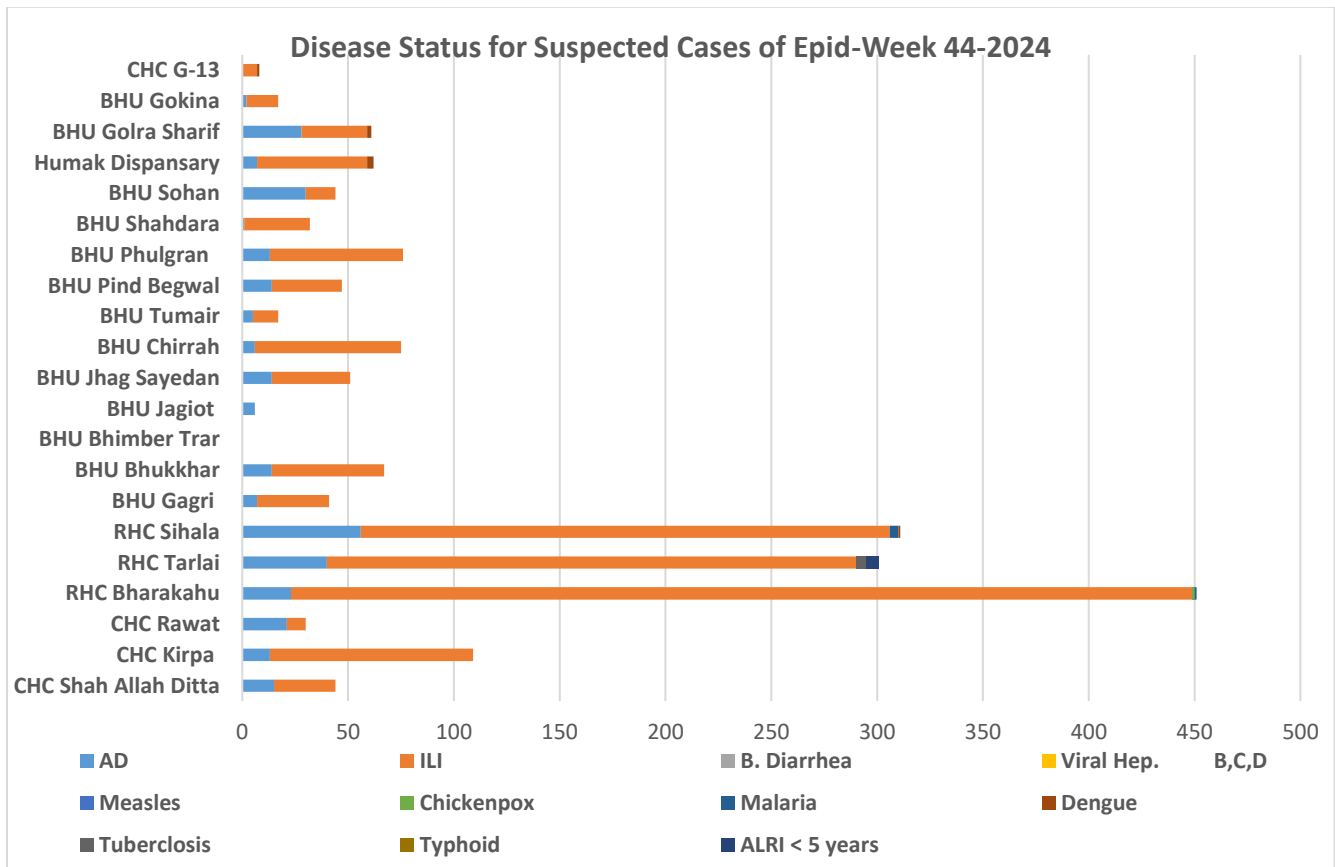


Figure 2: In week 44-2024, ILI has the upper trend with 1511 cases followed by acute diarrhea (non-cholera) 315 cases.



Ministry of National Health Services,
Regulation and Coordination,
Government of Pakistan



Ministry of National Health Services Regulations and Coordination
Islamabad



Most frequently reported cases during epid week 35 to 44- 2024

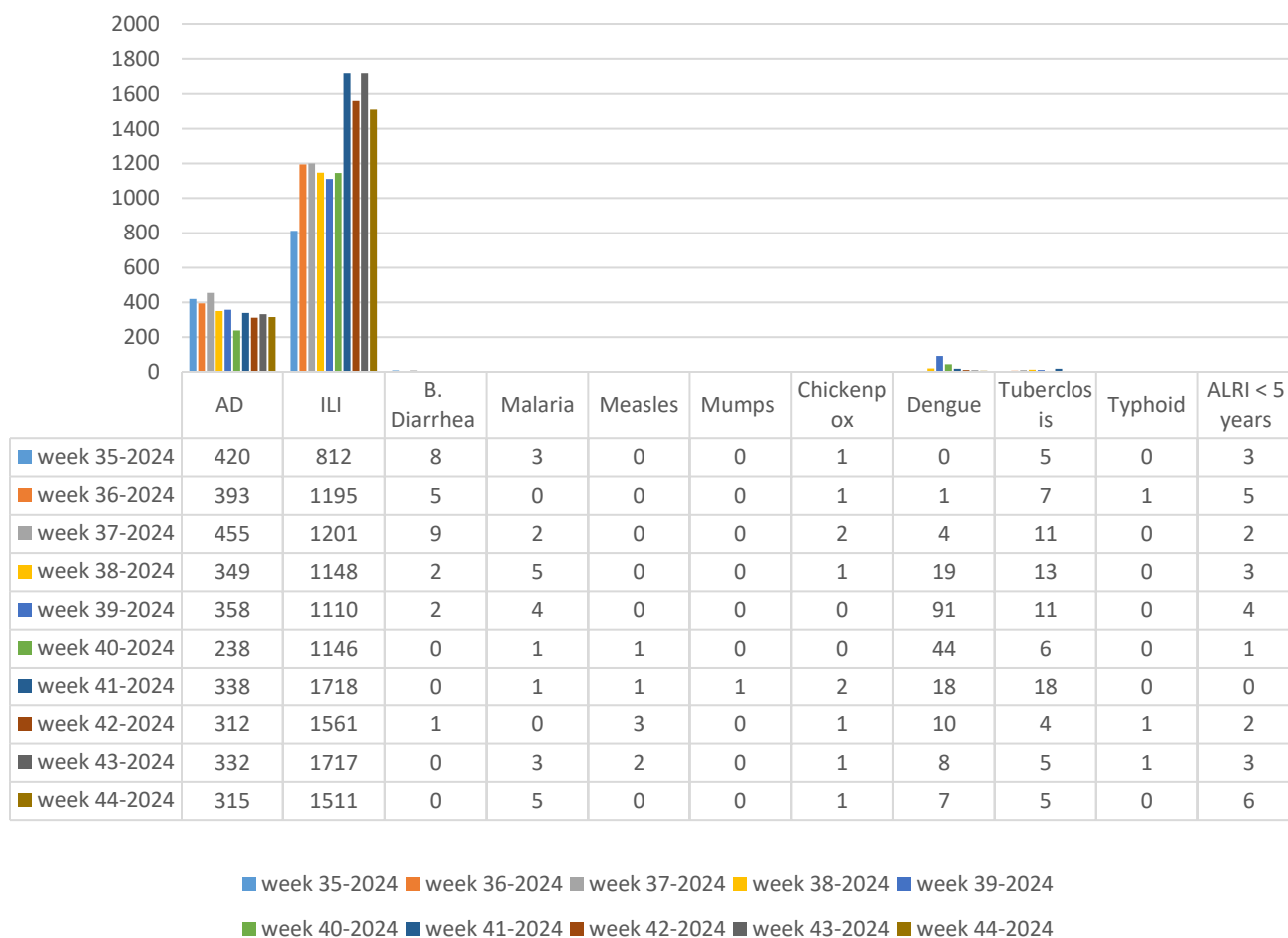


Figure 3: There is increase in number of AD (non-Cholera) & increase in ILI cases week 44-2024.

COVID highlight

Sampling Reports Oct 28th to 03rd Nov. 2024

Total Positive	Total Negative	Total Pending	Total Sample Taken
0	0	0	0

Table 3: Showing 0 % positivity rate during epidemiological week 44-2024.

Expanded Program on Immunization activities of Health Department ICT

EPI in Pakistan is coordinated at Federal Directorate of Immunization under the Ministry of National Health Services and Regulation Coordination (NHSR&C). The EPI program shall be including vaccines for prevention of vaccine preventable diseases among the adolescents and older age groups as the evidence of vaccines' effectiveness is acquired and advised by the NITAG. The immunization schedule shall thus be periodically updated as and when required depending upon the local disease burden and requirements. The health department with an objective to improve the health of all works on prevention of the diseases EPI is one of the major components. The EPI at district level is managed and supported by staff at district level and the EPI services are provided at Union council level through Fixed Centers, Outreach Vaccination sites and mobile if applicable.

Total EPI Coverage Antigen wise coverage in ICT rural during week 44-2024

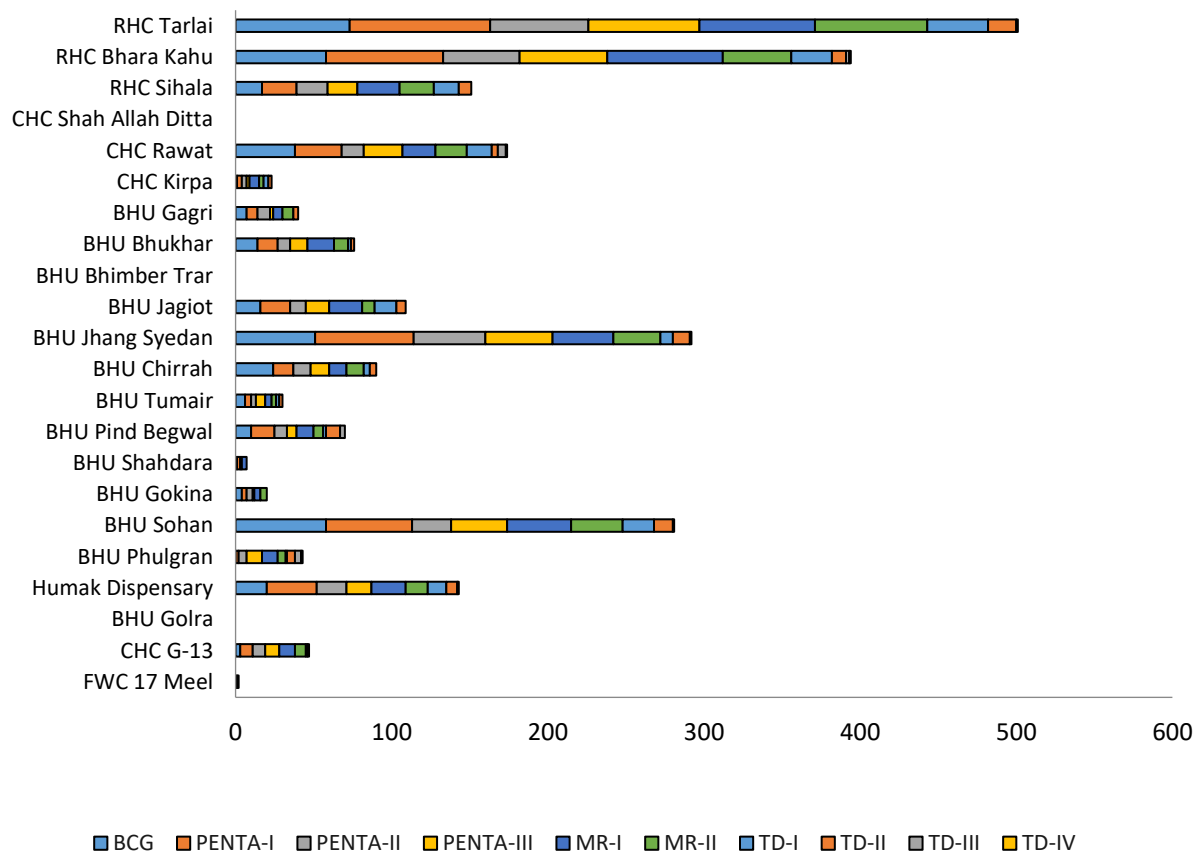


Figure 4: In week 44-2024, total coverage vaccine wise. BCG 379, Penta I 394, Penta II 308, Penta III 315, MR I 298, MR II 271, TD-I 162, TD-II 87, TD-III 17 and TD-IV-V 05.



Ministry of National Health Services,
Regulation and Coordination,
Government of Pakistan



Ministry of National Health Services Regulations and Coordination
.....



Total EPI Coverage in ICT rural during week 44-2024

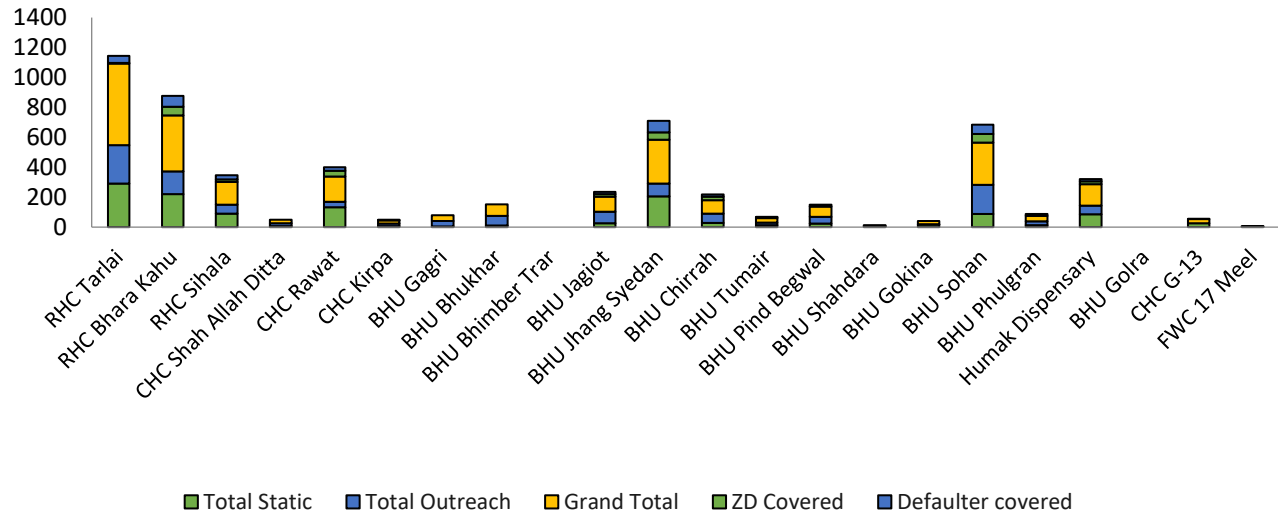


Figure 5: In week 44-2024, Total static coverage was 1172, Outreach total was 1217 Zero dose covered were 232, and defaulter covered were 356.

Total EPI coverage of Private sector hospitals antigen wise- Week 44-2024

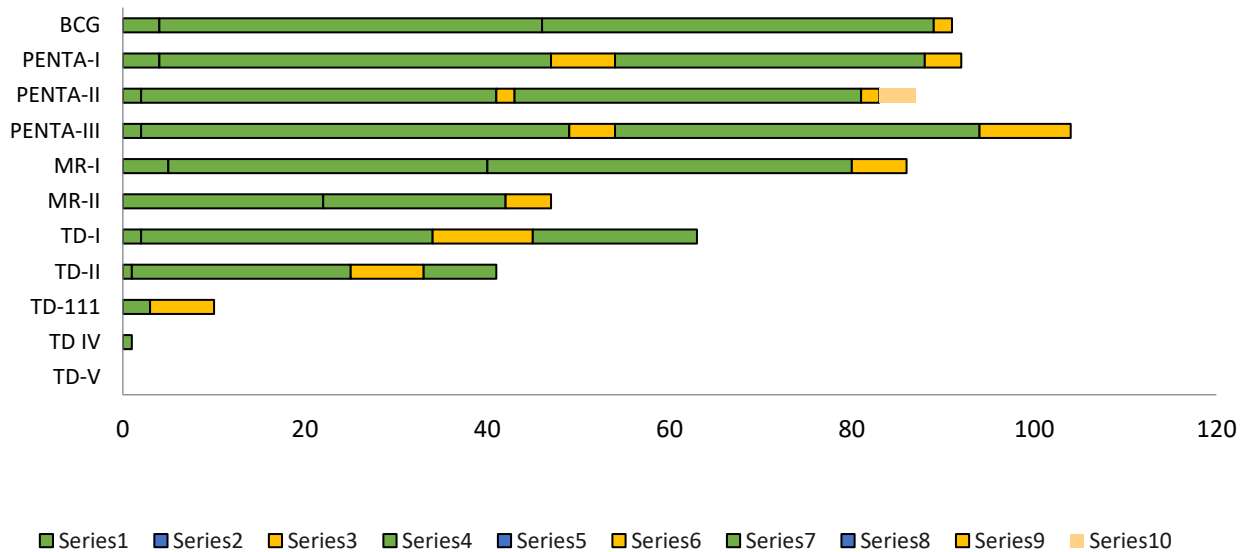


Figure 6: There is vaccine coverage of Public private partnership with private hospitals. In week 44-2024 a total of 485 doses of different antigen were given by hospitals in private sector.



Ministry of National Health Services,
Regulation and Coordination,
Government of Pakistan



Ministry of National Health Services Regulation and Coordination
.....



Dengue Situation Report



OFFICE OF THE DISTRICT HEALTH OFFICER ISLAMABAD, ICT ACTIVITY REPORT OF DENGUE POSITIVE CASES, ADMITTED IN ISLAMABAD RELEASED ON 7 NOVEMBER 2024 (DATA FROM 1 JANUARY TO 7 NOVEMBER 2024, 3:00 PM)

A. Patients Count

New Patients in Last 24 Hour	Rural Area Patients		Urban Area Patients		Total Patients in Islamabad	Registration of patients from other districts in ISB	Wrong address, Number & duplicate
	Last 24 Hour	Total cases	Last 24 Hour	Total cases			
48	34	2212	14	1284	3496	179	63

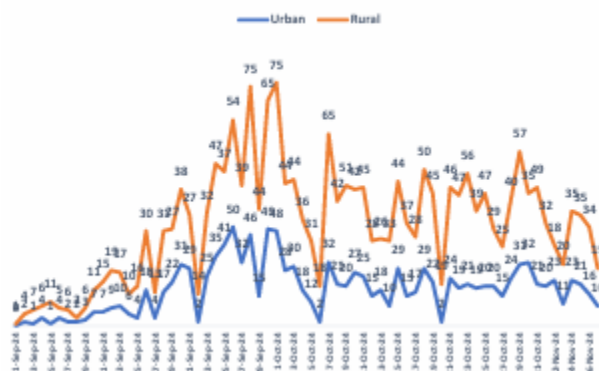
B. Hospital Admission

S. No	Name of Hospital	Last 24-Hour Patients	Total Patients	Deaths	
				Number	UC/Sector
1	PAKISTAN INSTITUTE OF MEDICAL SCIENCES (PIMS)	1	208	0	
2	FG POLY CLINIC HOSPITAL	0	92	0	
3	CAPITAL HOSPITAL	4	67	0	
4	FEDERAL GENERAL HOSPITAL	3	113	0	
5	B.B HOSPITAL (RWP)	4	337	0	
6	HOLY FAMILY HOSPITAL (RWP)	16	901	0	
7	DHQ HOSPITALS (RWP)	0	4	0	
8	PRIVATE LABORATORY/Others	20	1774	0	
Total		48	3496	0	

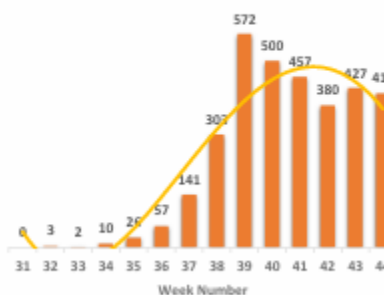
C. Response by Teams

Rural							Urban						
Cases response in rural			Action taken in rural limits				Case response in urban			Action taken in urban limits			
Total cases	Responded in 24 Hr	Total case responded	IRS 24 Hour	Total IRS	Fogging 24 Hour	Total Fogging	Total cases	Responded in 24 Hr	Total case responded	IRS 24 Hour	Total IRS	Fogging 24 Hour	Total Fogging
2212	29	2154	411	27524	361	7041	1284	17	1196	239	25117	121	7370

Dengue trend in Islamabad



Weekwise Dengue Cases in Islamabad 2024



Current week





Ministry of National Health Services,
Regulation and Coordination,
Government of Pakistan



Ministry of National Health Services Regulation and Coordination



Dengue Surveillance Pictures

