

*Directorate General Health Governmet of AJK*

# *IDSR Weekly Bulletin*

*Provincial Disease Surveillance & Response  
Unit (PDSRU) AJ&K Muzaffarabad*

pc

*EPI Week 04*

*20<sup>th</sup> -26<sup>th</sup>*

*January*

*2025*

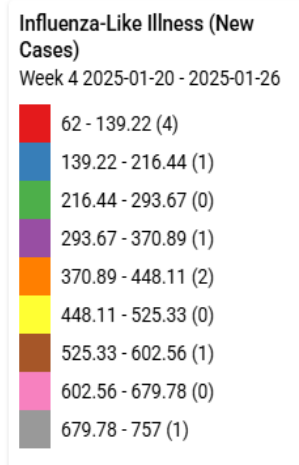
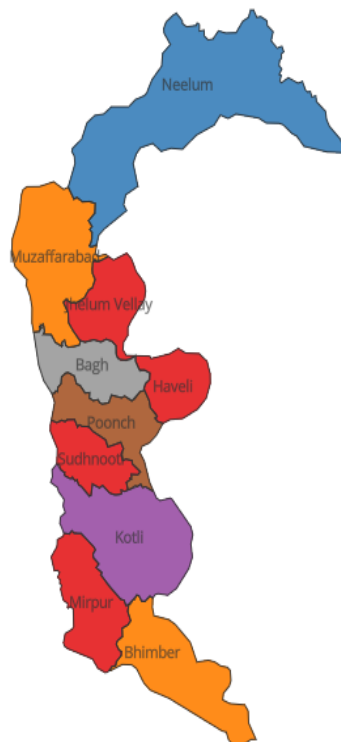
## IDSR Weekly Bulletin EPI Week -04 (20<sup>th</sup> Jan - 26<sup>th</sup> Jan 2025)

*Azad Jammu and Kashmir, abbreviated as AJK and colloquially referred to as simply Azad Kashmir, is a region administered by Pakistan as a nominally self-governing entity and constituting the western portion of the larger Kashmir region, which has been the subject of a dispute between India and Pakistan since 1947.*

### Highlights

- *ILI cases were maximum followed by ALRI, Acute Diarrhoea (Non Cholera), SARI, Dog bites, Tuberculosis, Viral Hepatic. (A&E), B. Diarrhea, Viral Hep. (B&D), Typhoid, AFP, AWD (Susp. Chol), Measles, Mumps & Meningitis.*
- *ILI, Acute Diarrhea (Non cholera), SARI & ALRI showed lower while Acute Viral. Hepatitis showed a higher trend in this week.*

*Map 1: Distribution of Influenzas like Illness (ILI) cases reported W# 04, 2025 in AJK*



50 km

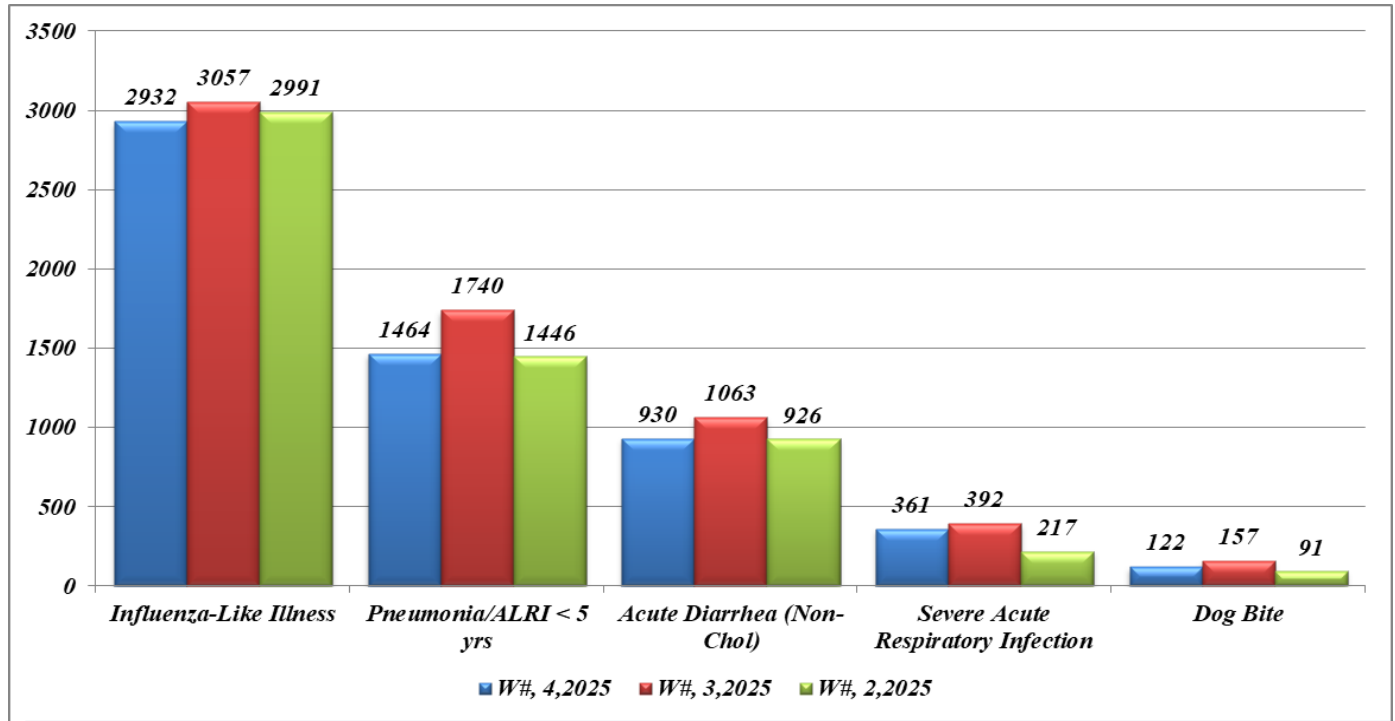
**Figure: 1-IDSr Compliance Rate AJK W#04, 2025**

Provinces/Regions	District	Total Number of Reporting Sites	Reported Sites for current week	Compliance Rate (%)
Azad Jammu & Kashmir	Muzaffarabad	45	42	93
	Jhelum Valley	29	29	100
	Bhimber	20	20	100
	Kotli	60	60	100
	Neelum	39	39	100
	Bagh	40	40	100
	Haveli	39	38	98
	Sudhnoti	27	27	100
	Poonch	46	46	100
	Mirpur	37	37	100
	AJK	382	380	98

**Figure: 2 IDSr Reported Diseases During W # 04, 2025 AJK**

S.#	Diseases	#	Deaths
1	Influenza-Like Illness	2932	0
2	Pneumonia/ALRI < 5 yrs	1464	0
3	Acute Diarrhea (Non-Chol)	930	0
4	Severe Acute Respiratory Infection	361	0
5	Dog Bite	122	0
6	Tuberculosis	38	1
7	Bloody Diarrhea	25	0
8	Acute Viral Hepatitis (A & E)	21	0
9	Viral Hepatitis (B, C & D)	13	1
10	Typhoid Fever	12	0
11	Acute Watery Diarrhea (Sus. Chol.)	6	0
12	Measles	5	0
13	Acute Flaccid Paralysis	3	0
14	Mumps (New Cases)	2	0
15	Meningitis (New Cases)	1	0

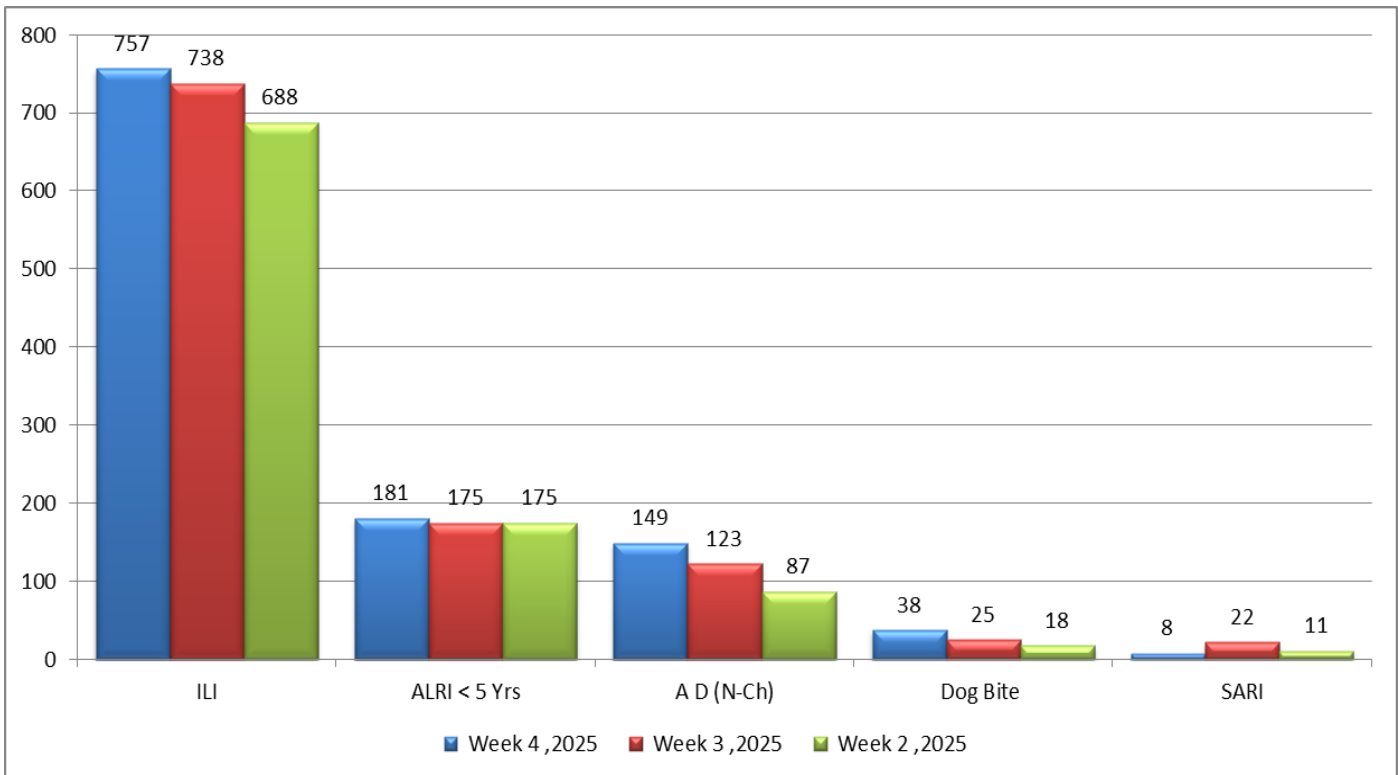
*Figure 3: Weekly Comparison IDSR Reported Cases in AJK during last 3 weeks*



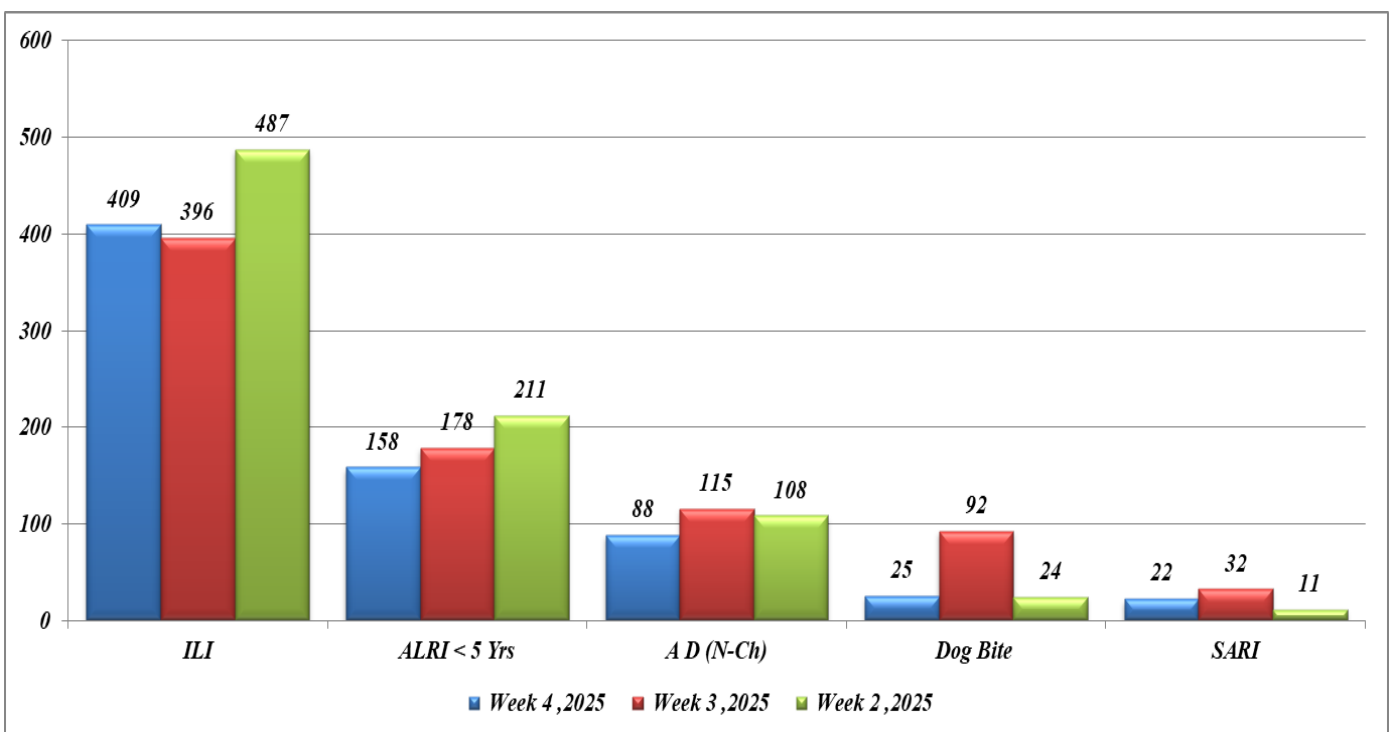
*Figure: 4 IDSR Reported Diseases District wise During W # 04, 2025 AJK*

Diseases	Bagh	Bhimber	Haveli	J.Valley	Kotli	Mirpur	MZD	Neelum	Poonch	Sudhnoti
Influenza-Like Illness	757	409	68	72	339	62	437	146	528	114
ALRI < 5 yrs	181	158	171	149	95	185	232	88	100	105
A D (Non-Chol)	149	88	57	127	140	120	9	48	122	70
SARI	8	22	8	52	44	5	184	0	32	6
Dog Bite	38	25	9	10	0	39	0	0	0	1
Tuberculosis	5	12	1	5	1	1	1	0	11	1
V. Hepatitis (B, C & D)	0	2	0	1	5	0	0	0	5	0
Bloody Diarrhea	7	0	0	3	0	4	0	5	4	2
A V H (A & E)	3	0	0	0	5	4	0	0	9	0
Typhoid Fever	0	0	1	0	8	0	0	0	3	0
Acute Flaccid Paralysis	0	1	0	0	0	0	0	2	0	0
Measles	0	2	0	0	0	0	0	0	3	0
Mumps	0	0	0	0	0	1	0	0	0	0
Meningitis	0	0	0	0	0	0	0	0	1	0
A W D (Sus. Chol.)	0	0	0	0	0	6	0	0	0	0

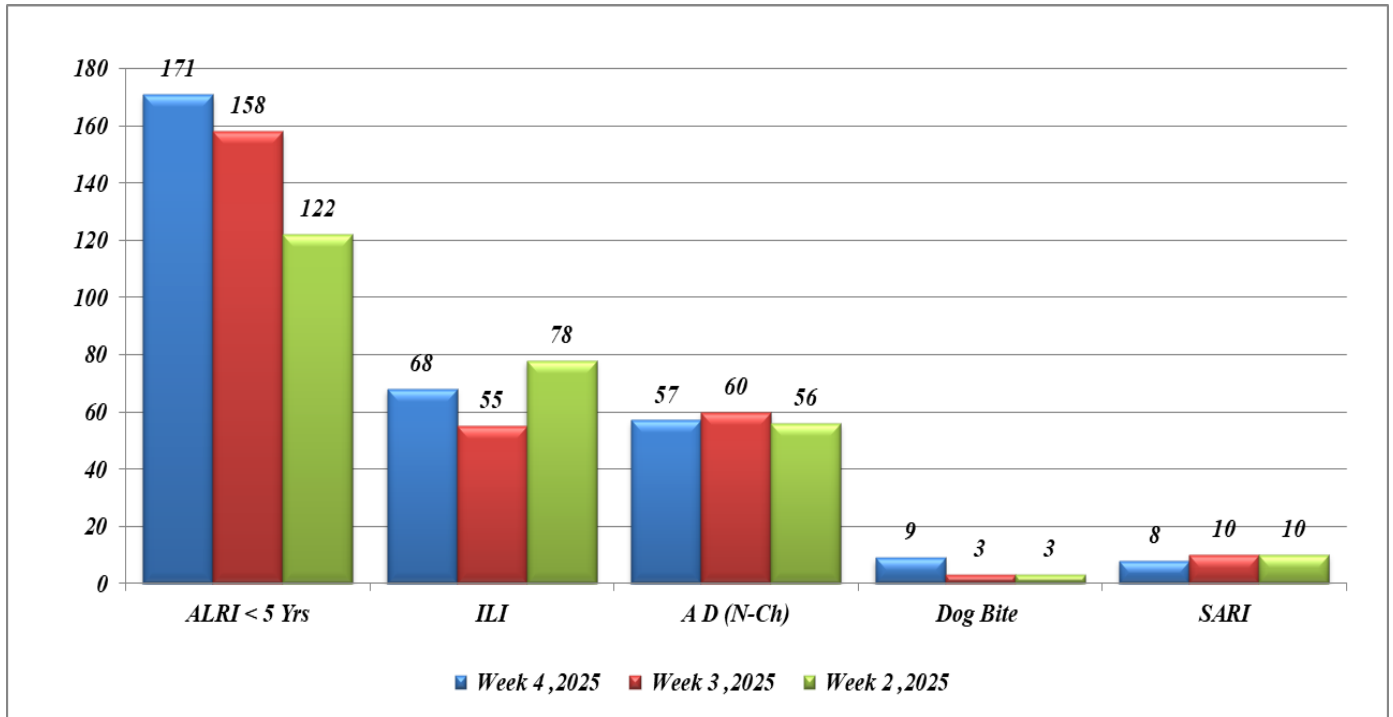
*Figure 5: Weekly Comparison IDSR Reported cases in District Bagh*



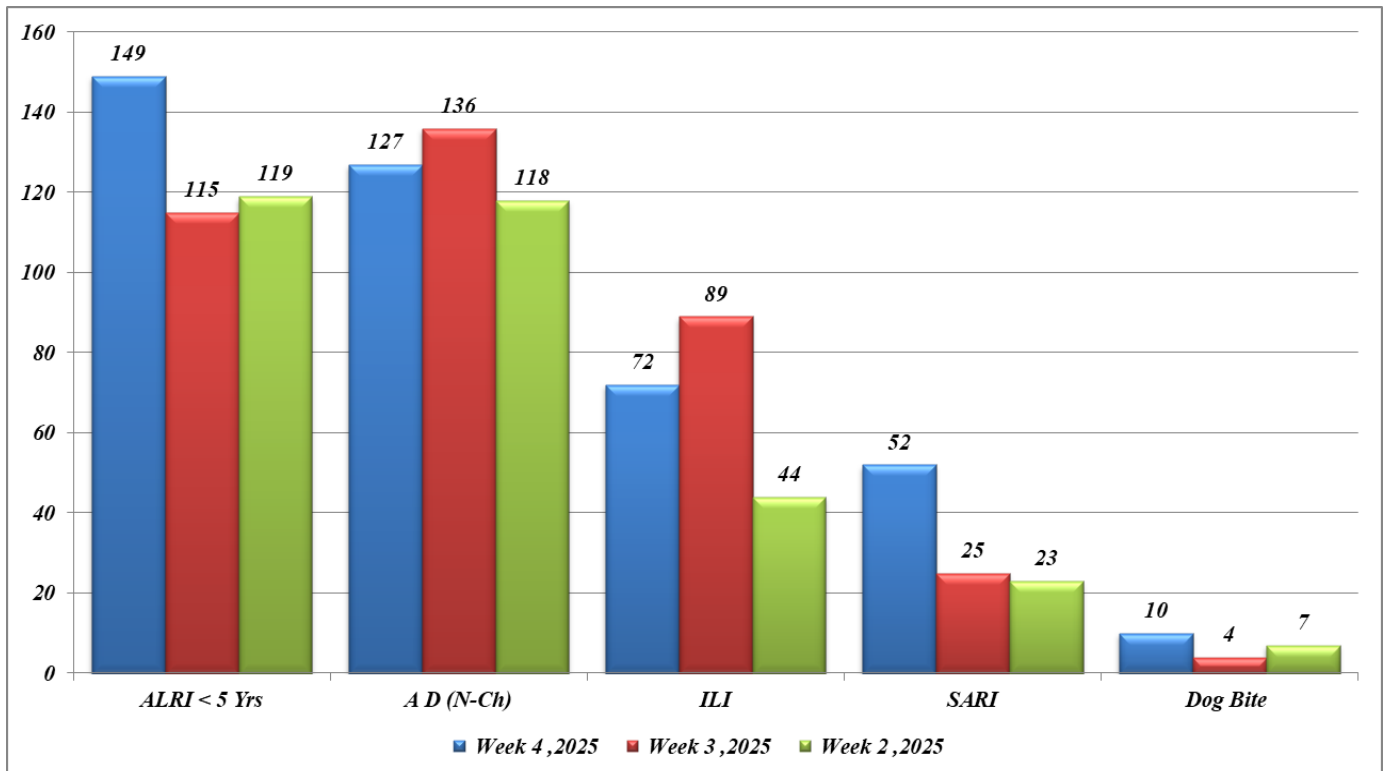
*Figure 6: Weekly Comparison IDSR Reported cases in District Bhimber*



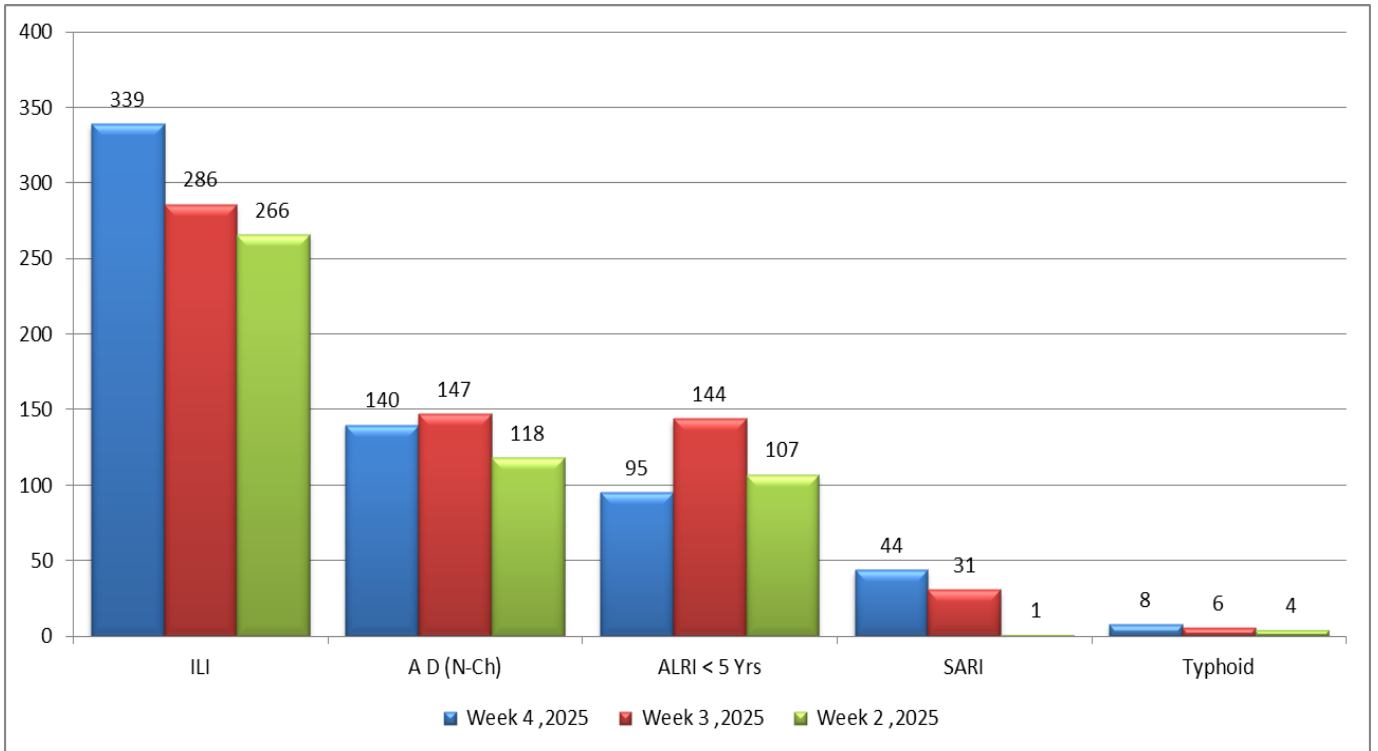
*Figure 7: Weekly Comparison IDSR Reported cases in District Haveli*



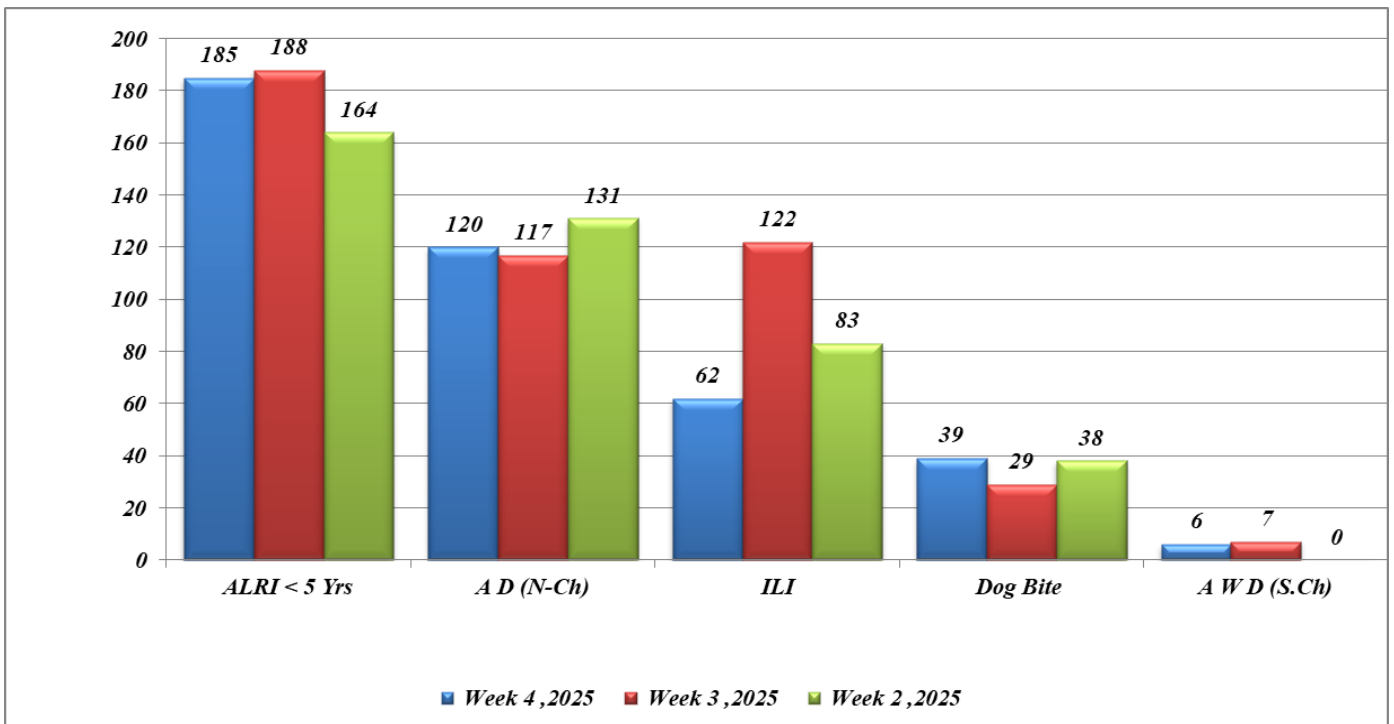
*Figure 8: Weekly Comparison IDSR Reported cases in District J. Valley*



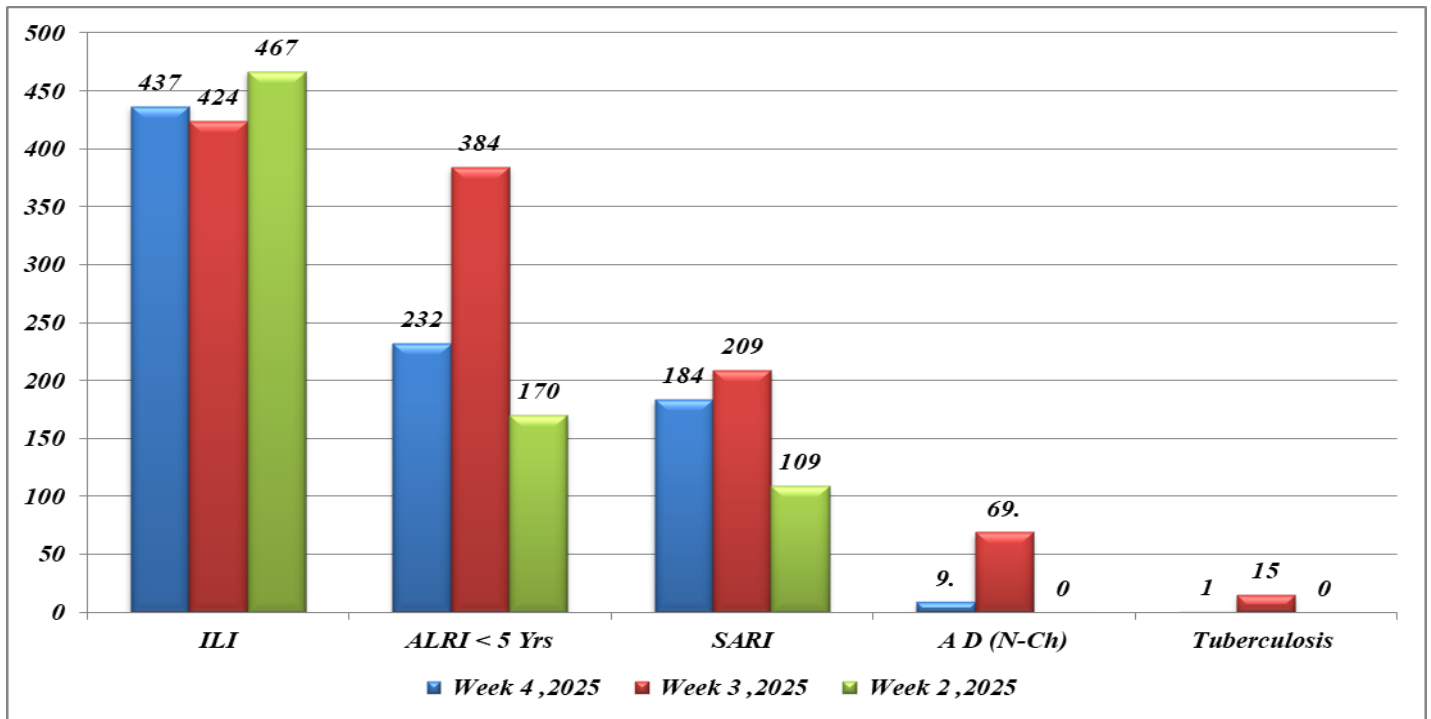
*Figure 9: Weekly Comparison IDSR Reported cases in District Kotli*



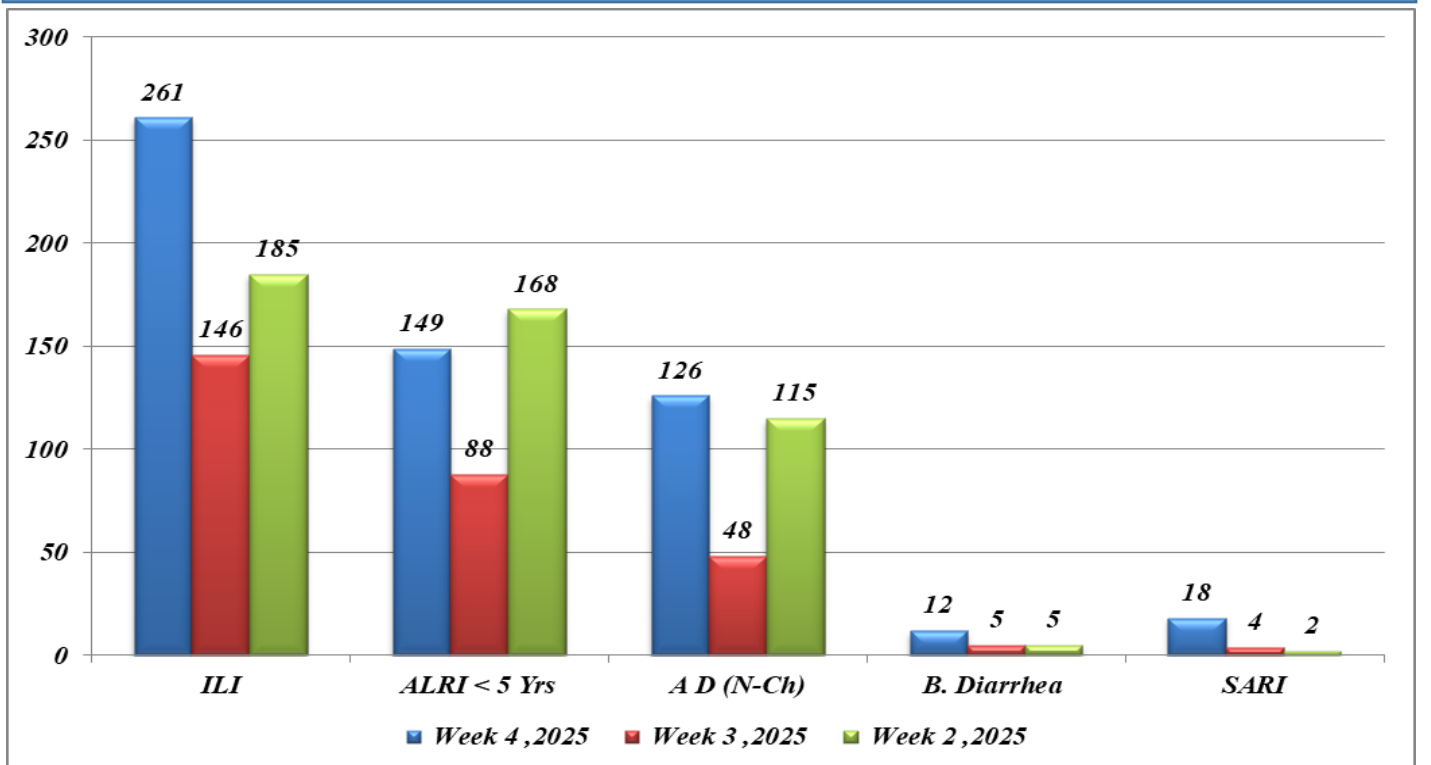
*Figure 10: Weekly Comparison IDSR Reported cases in District Mirpur*



**Figure11: Weekly Comparison IDSR Reported cases in District Muzaffarabad**

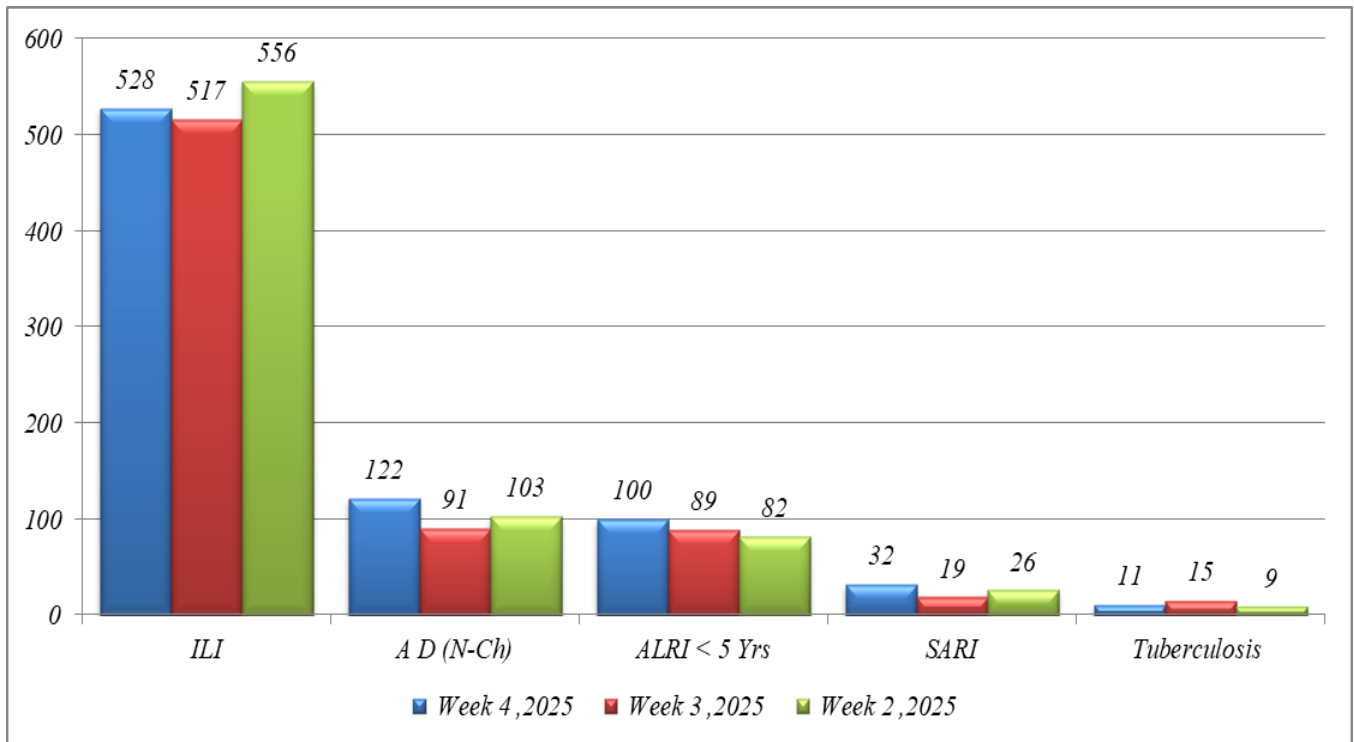


**Figure12: Weekly Comparison IDSR reported cases in District Neelum**





*Figure 13: Weekly Comparison IDSR reported cases in District Poonch*



*Figure 14: Weekly Comparison IDSR reported cases in District Sudhnoti*

