

*Directorate General Health Government of AJK*

# *IDSR Weekly Bulletin*

*Provincial Disease Surveillance & Response  
Unit (PDSRU) AJ&K Muzaffarabad*

*EPI Week # 7*

*10<sup>th</sup> February*

*16<sup>th</sup> February*

*2025*

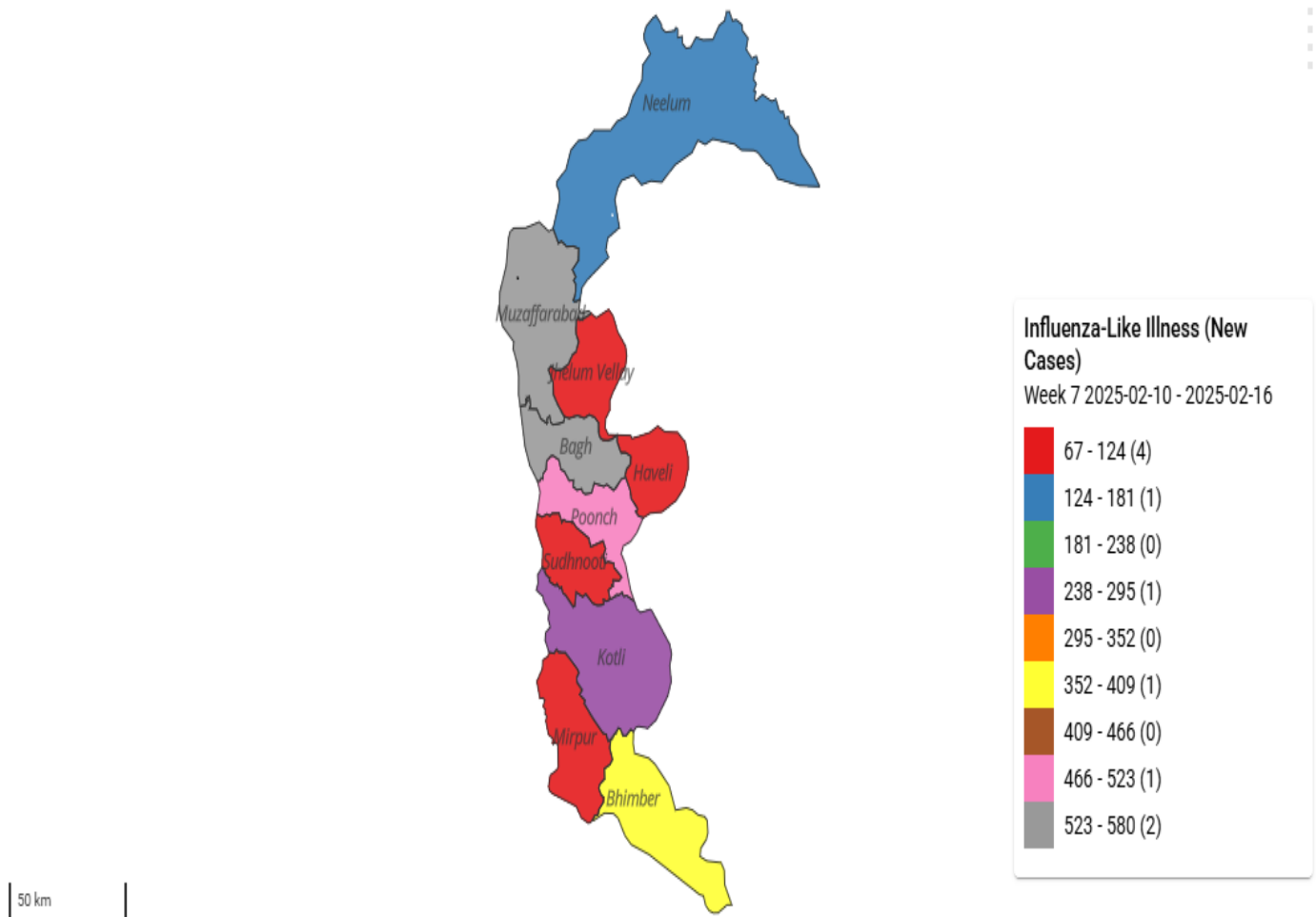
## IDSR Weekly Bulletin EPI Week -07 (10<sup>th</sup> Feb – 16<sup>th</sup> Feb 2025)

*Azad Jammu and Kashmir, abbreviated as AJK and colloquially referred to as simply Azad Kashmir, is a region administered by Pakistan as a nominally self-governing entity and constituting the western portion of the larger Kashmir region, which has been the subject of a dispute between India and Pakistan since 1947.*

### Highlights

- *ILI cases were maximum followed by ALRI, Acute Diarrhoea (Non Cholera), SARI, Dog bites, Tuberculosis, B. Diarrhea, Viral Hepatic. (A&E), Viral Hep. (B&D), Typhoid, AWD (Susp. Chol), Measles, Mumps & Meningitis, AFP,*

*Map 1: Distribution of Influenzas like Illness (ILI) cases reported W# 07, 2025 in AJK*



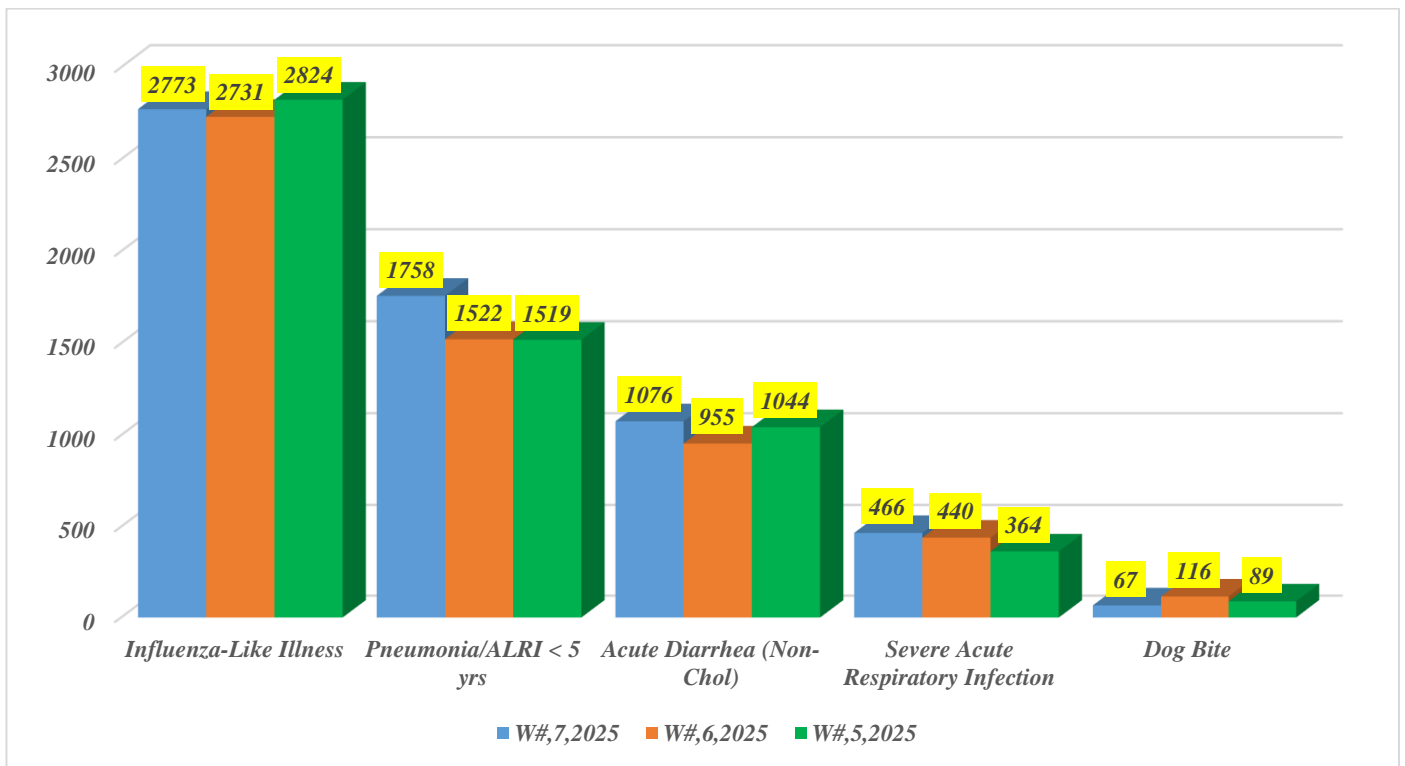
**Figure: 1-IDSr Compliance Rate AJK W#07, 2025**

Provinces/Regions	District	Total Number of Reporting Sites	Reported Sites for current week	Compliance Rate (%)
Azad Jammu & Kashmir	Muzaffarabad	45	44	98
	Jhelum Valley	29	29	100
	Bhimber	20	20	100
	Kotli	60	60	100
	Neelum	39	38	97
	Bagh	40	38	95
	Haveli	39	39	100
	Sudhnoti	27	27	100
	Poonch	46	46	100
	Mirpur	37	37	100
	AJK	382	378	99

**Figure: 2 IDSr Reported Diseases During W # 07, 2025 AJK**

S.#	Diseases	#	Deaths
1	Influenza-Like Illness	2773	0
2	Pneumonia/ALRI < 5 yrs	1758	0
3	Acute Diarrhea (Non-Chol)	1076	0
4	Severe Acute Respiratory Infection	466	0
5	Dog Bite	67	0
6	Tuberculosis	47	0
7	Bloody Diarrhea	34	0
8	Acute Viral Hepatitis (A & E)	32	0
9	Viral Hepatitis (B, C & D)	28	0
10	Measles	19	0
11	Typhoid Fever	18	0
12	Acute Watery Diarrhea (Sus. Chol.)	8	0
13	Meningitis (New Cases)	6	0
14	Chickenpox/ Varicella	4	0
15	Mumps (New Cases)	4	0
16	Acute Flaccid Paralysis	2	0
17	Cutaneous Leishmaniasis	2	0

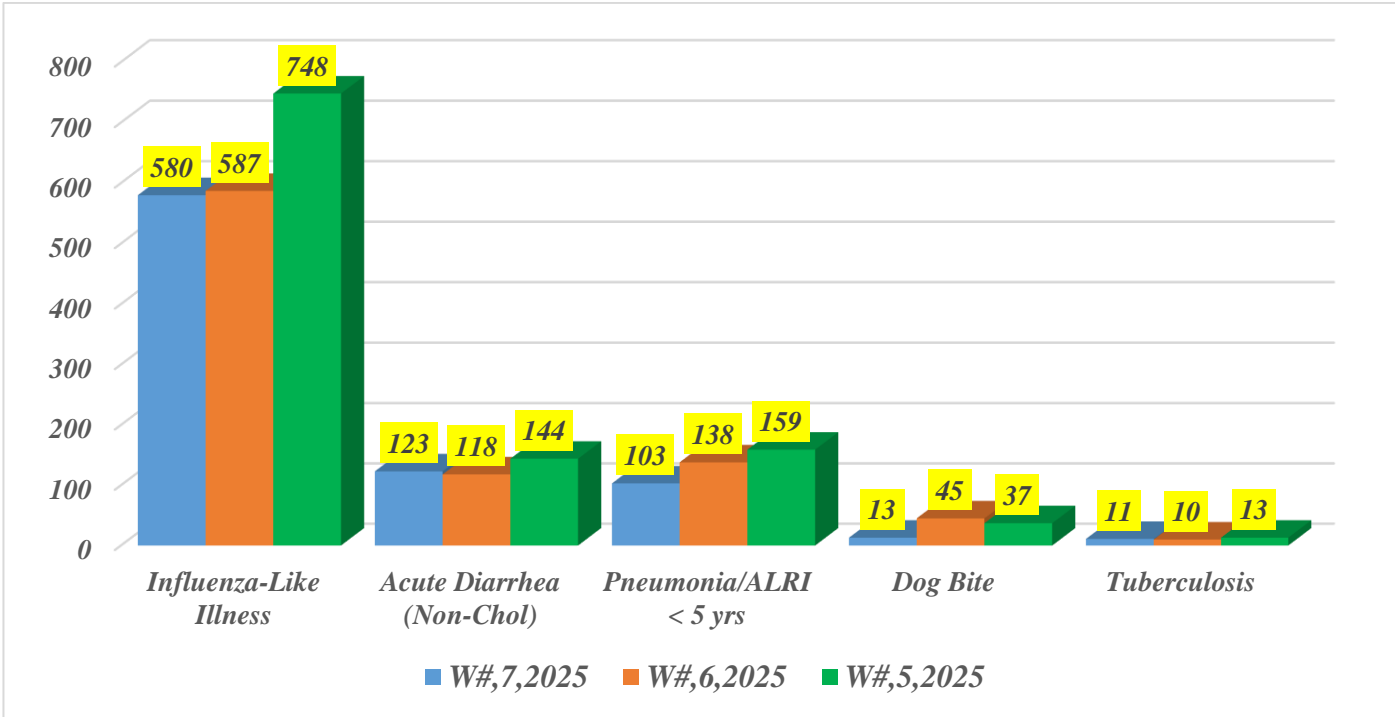
**Figure 3: Weekly Comparison IDSR Reported Cases in AJK during last 3 weeks**



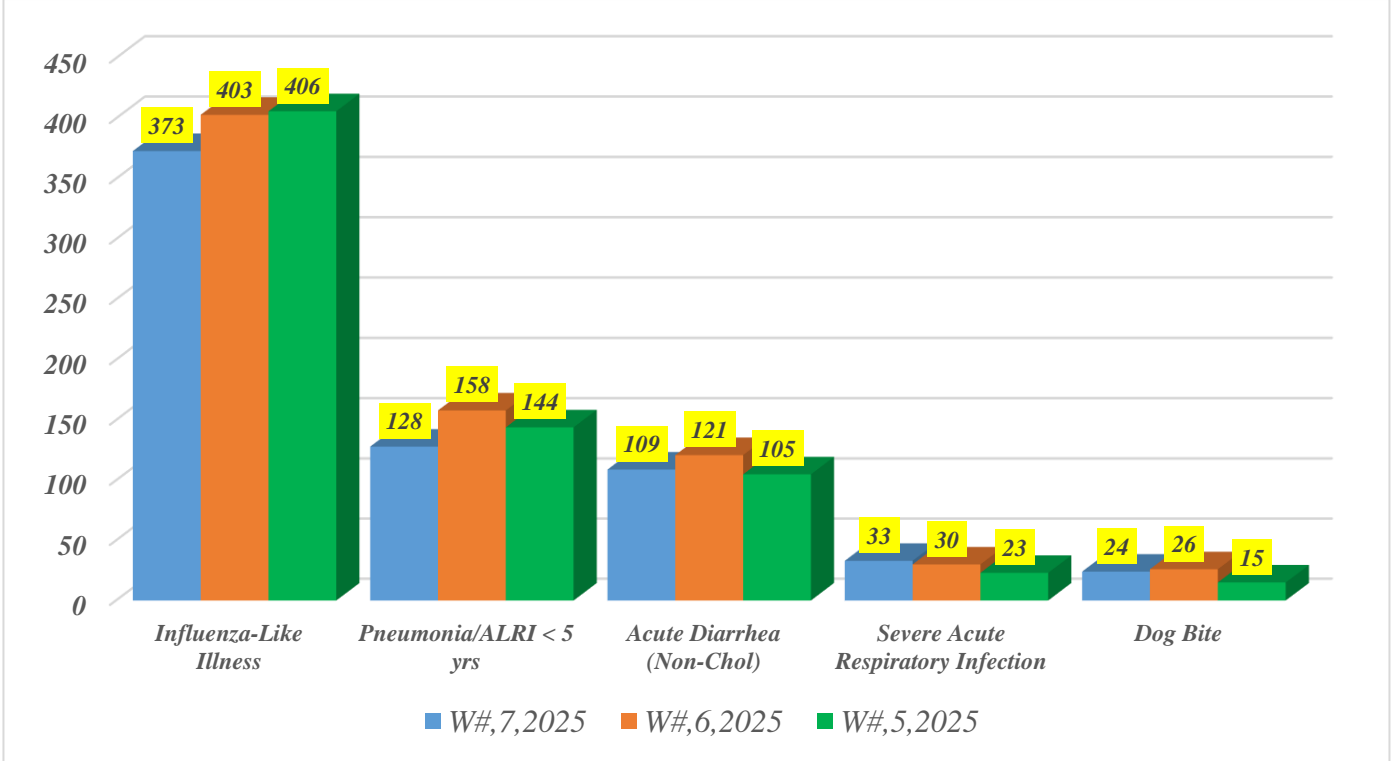
**Figure: 4 IDSR Reported Diseases District wise During W # 07, 2025 AJK**

Diseases	Bagh	Bhimber	Haveli	J.Valley	Kotli	Mirpur	MZD	Neelum	Poonch	Sudhnoti
Influenza-Like Illness	580	373	83	67	280	96	525	154	502	113
Acute Diarrhea (Non-Chol)	123	109	121	83	129	149	65	108	107	82
Pneumonia/ALRI < 5 yrs	103	128	247	89	114	203	574	128	63	109
Dog Bite	13	24	10	2	2	16	0	0	0	0
Severe Acute Respiratory Infection	11	33	11	33	30	7	285	10	21	25
Tuberculosis	11	11	2	6	1	3	2	0	10	1
Acute Viral Hepatitis (A & E)	7	4	0	0	3	7	1	2	7	1
Bloody Diarrhea	3	0	0	1	0	12	10	5	2	1
Typhoid Fever	1	0	1	0	4	2	6	0	3	1
Acute Flaccid Paralysis	1	0	1	0	0	0	0	0	0	0
Viral Hepatitis (B, C & D)	0	7	0	0	4	10	0	0	3	4
Mumps (New Cases)	0	0	2	0	0	0	0	0	1	1
Acute Watery Diarrhea (Sus. Chol.)	0	0	1	2	1	4	0	0	0	0
Measles	0	0	1	0	0	1	12	1	4	0
Meningitis (New Cases)	0	0	0	0	0	0	6	0	0	0
Chickenpox/ Varicella	0	0	0	0	0	0	2	2	0	0
Cutaneous Leishmaniasis	0	0	0	0	0	0	2	0	0	0

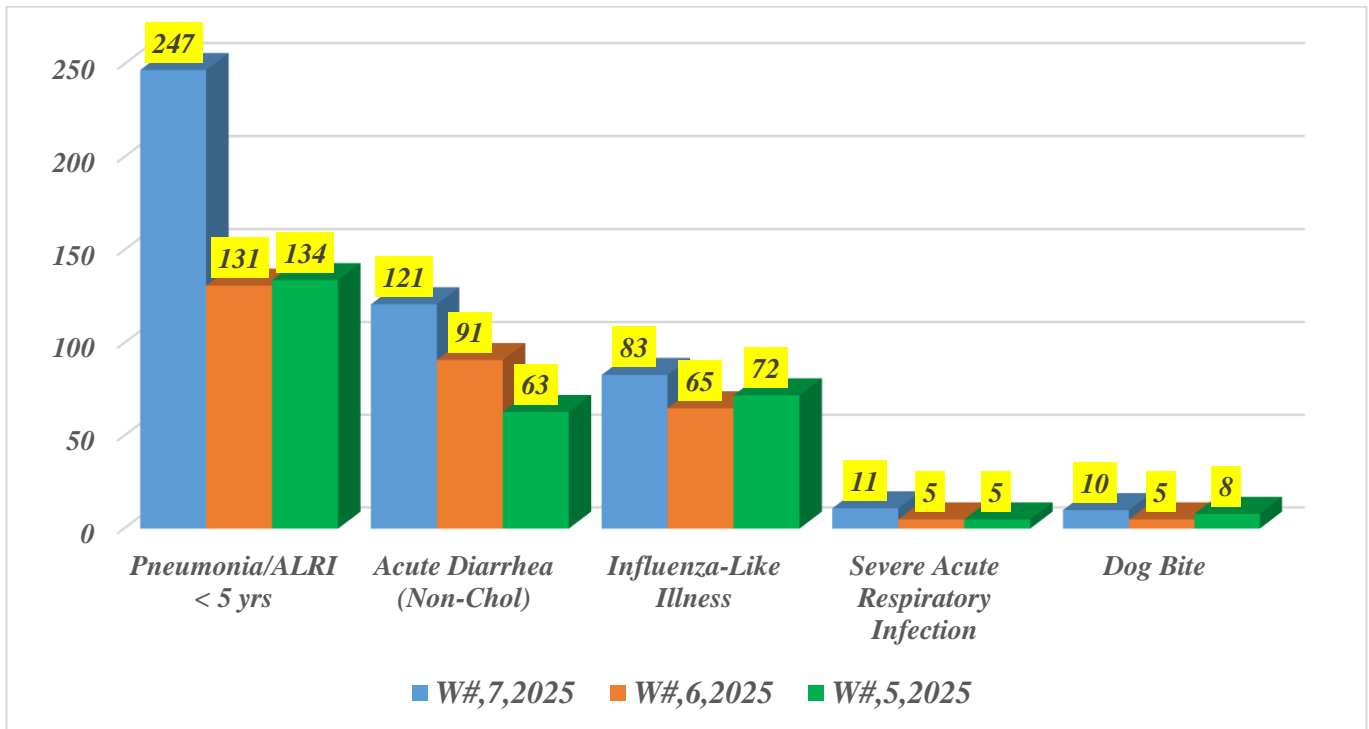
**Figure 5: Weekly Comparison IDSR Reported cases in District Bagh**



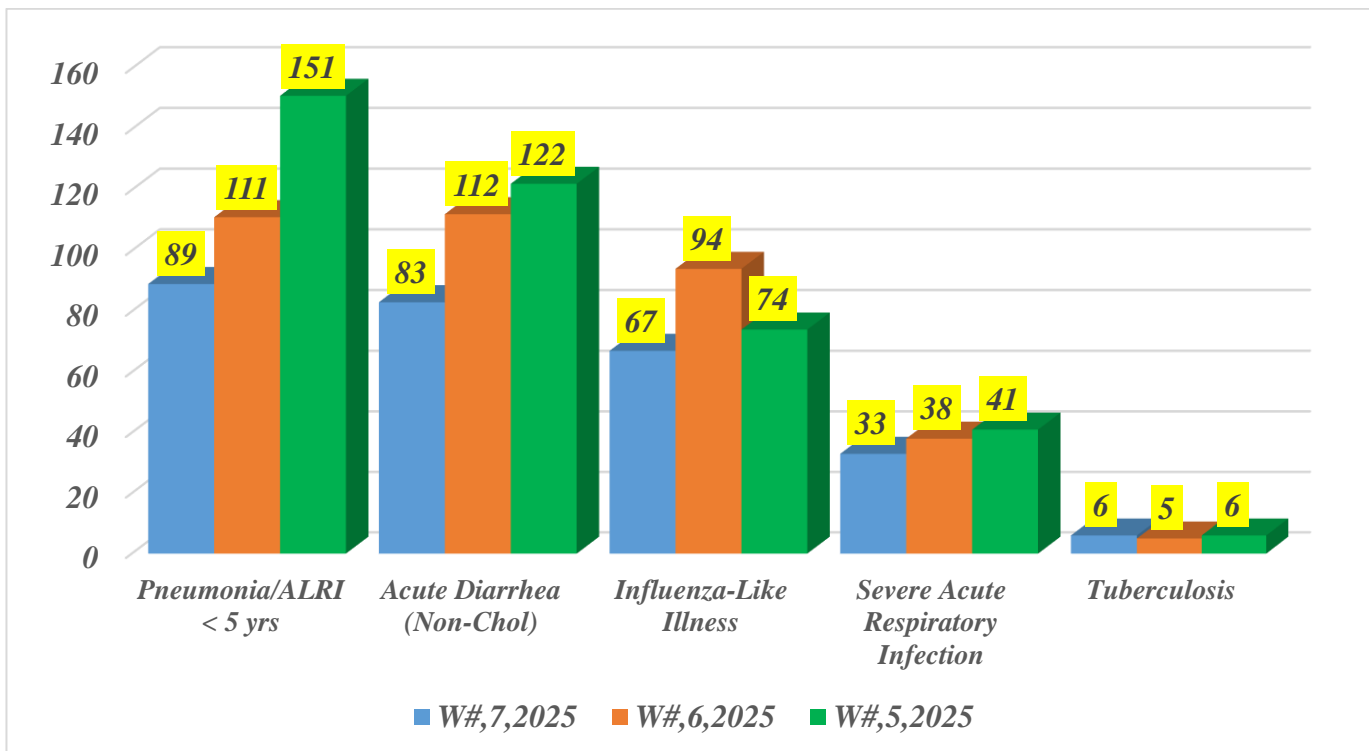
**Figure 6: Weekly Comparison IDSR Reported cases in District Bhimber**



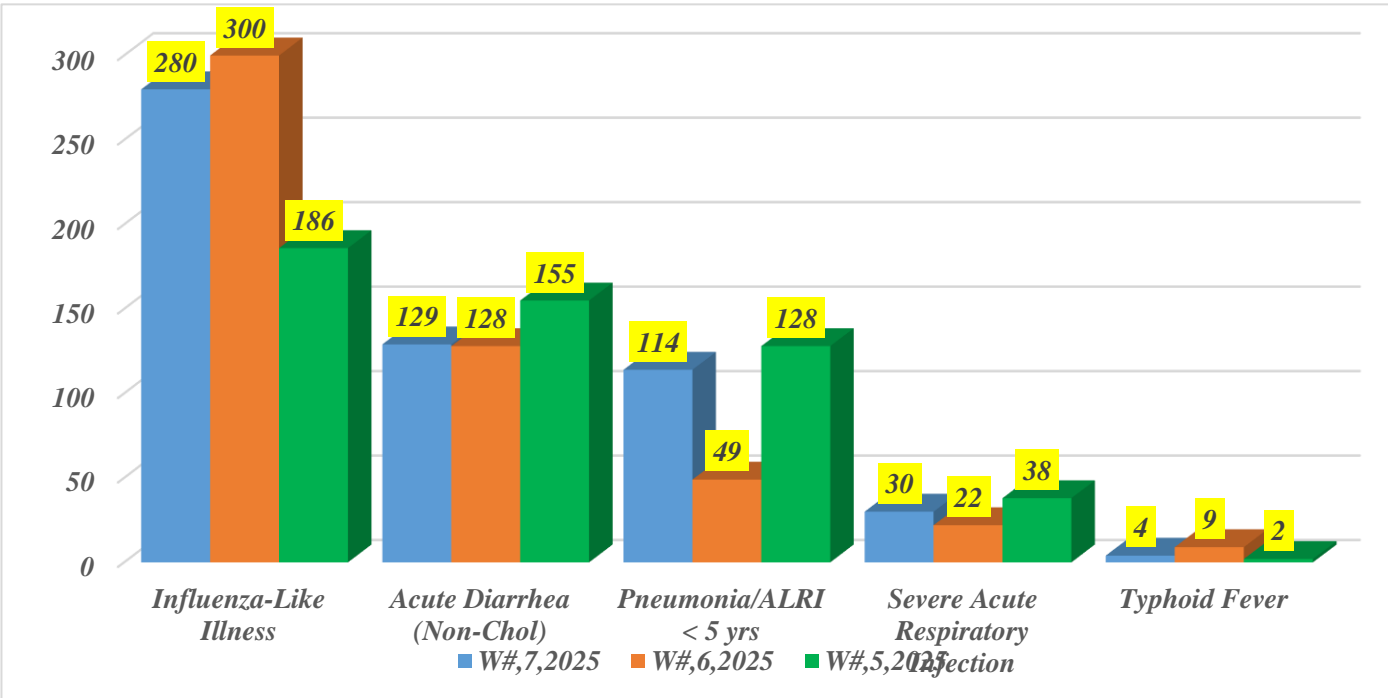
*Figure 7: Weekly Comparison IDSR Reported cases in District Haveli*



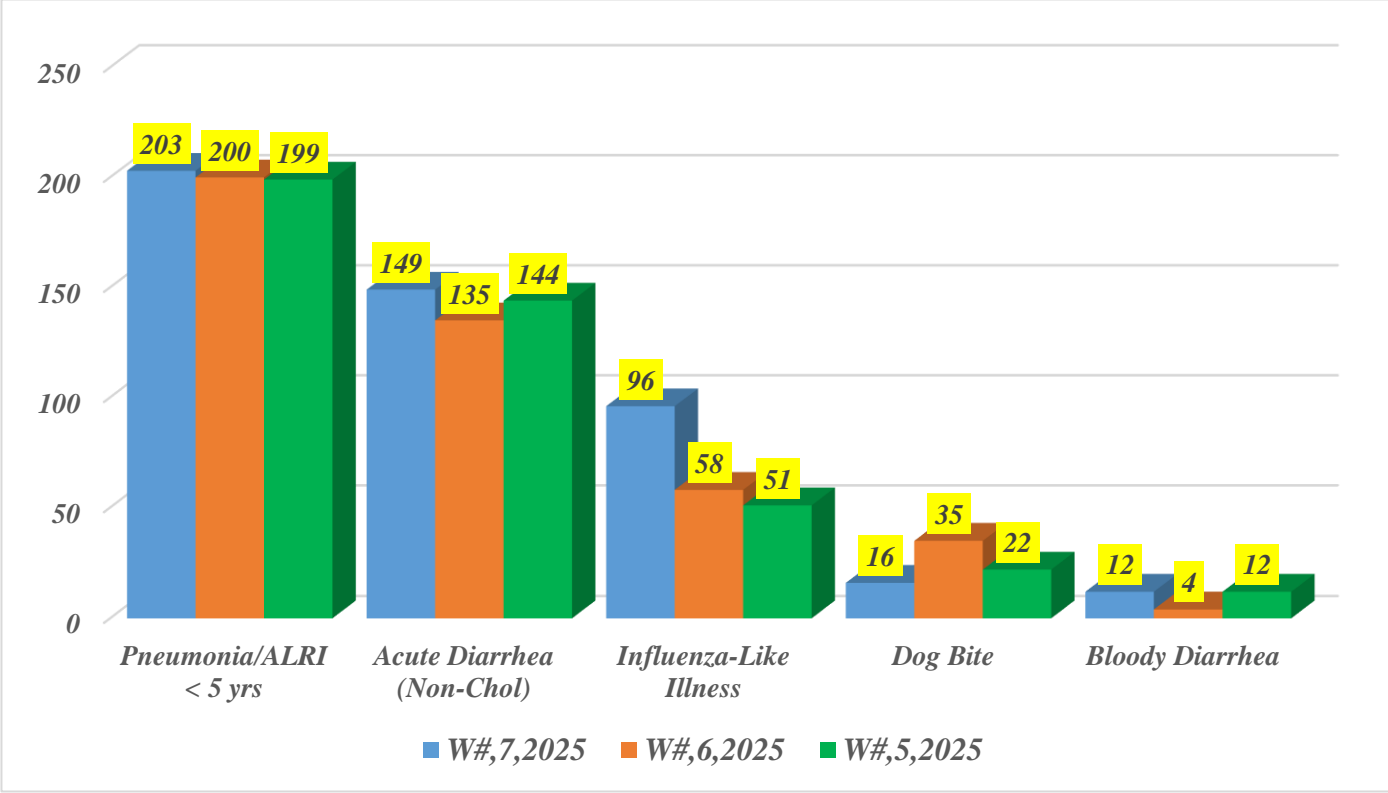
*Figure 8: Weekly Comparison IDSR Reported cases in District J. Valley*



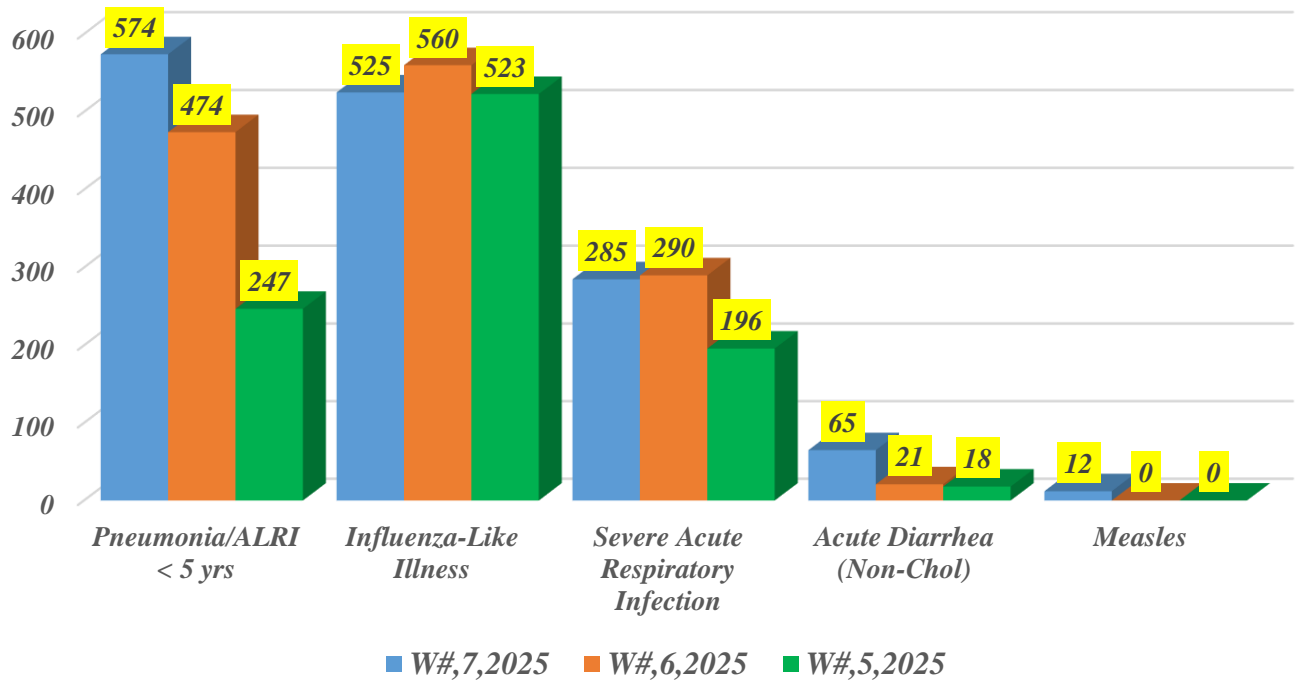
**Figure 9: Weekly Comparison IDSR Reported cases in District Kotli**



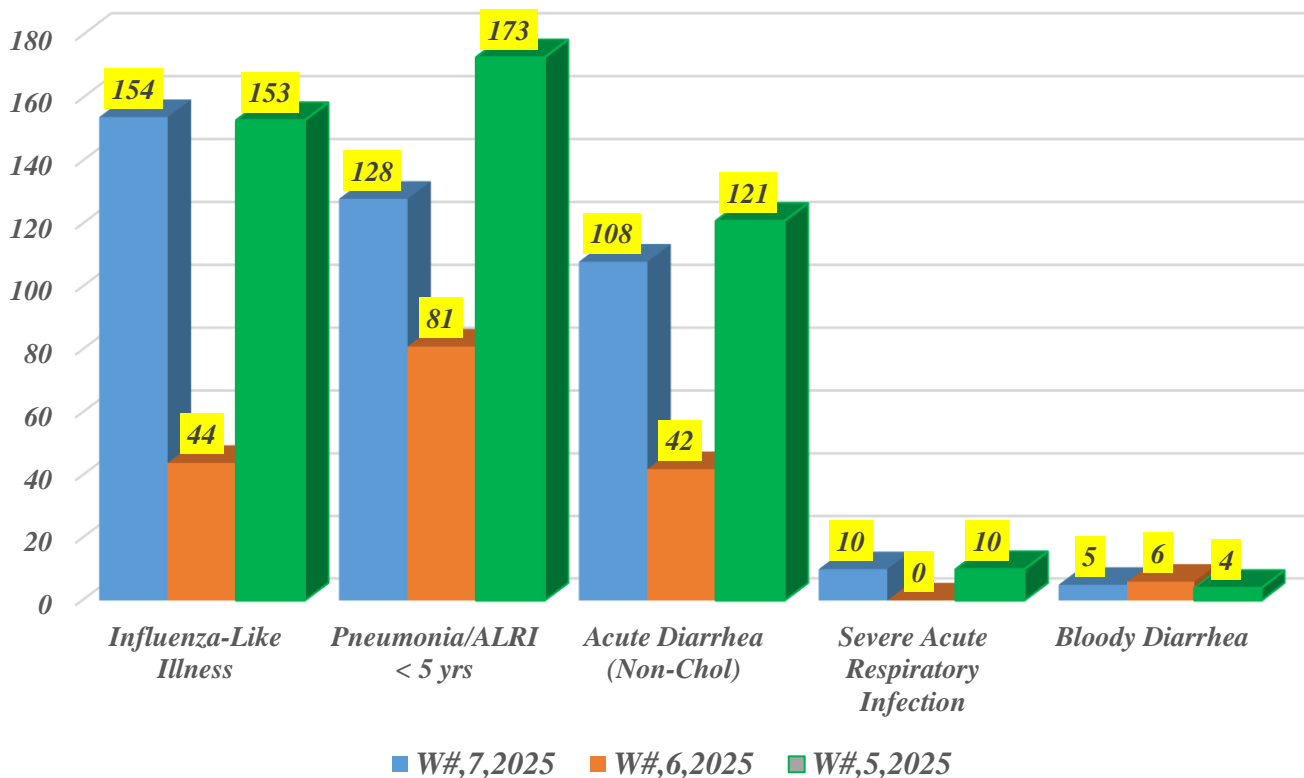
**Figure 10: Weekly Comparison IDSR Reported cases in District Mirpur**



**Figure11: Weekly Comparison IDSR Reported cases in District Muzaffarabad**

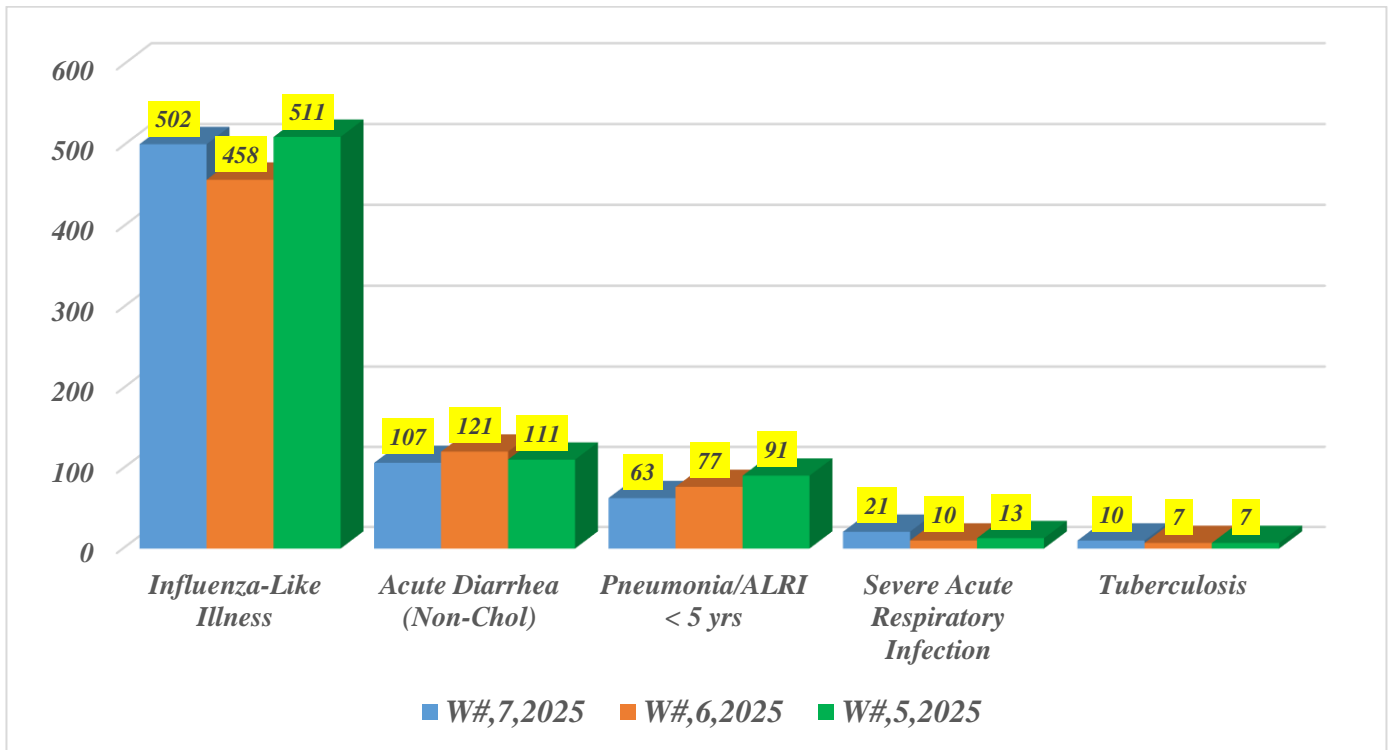


**Figure12: Weekly Comparison IDSR reported cases in District Neelum**





**Figure 13: Weekly Comparison IDSR reported cases in District Poonch**



**Figure 14: Weekly Comparison IDSR reported cases in District Sudhnoti**

